



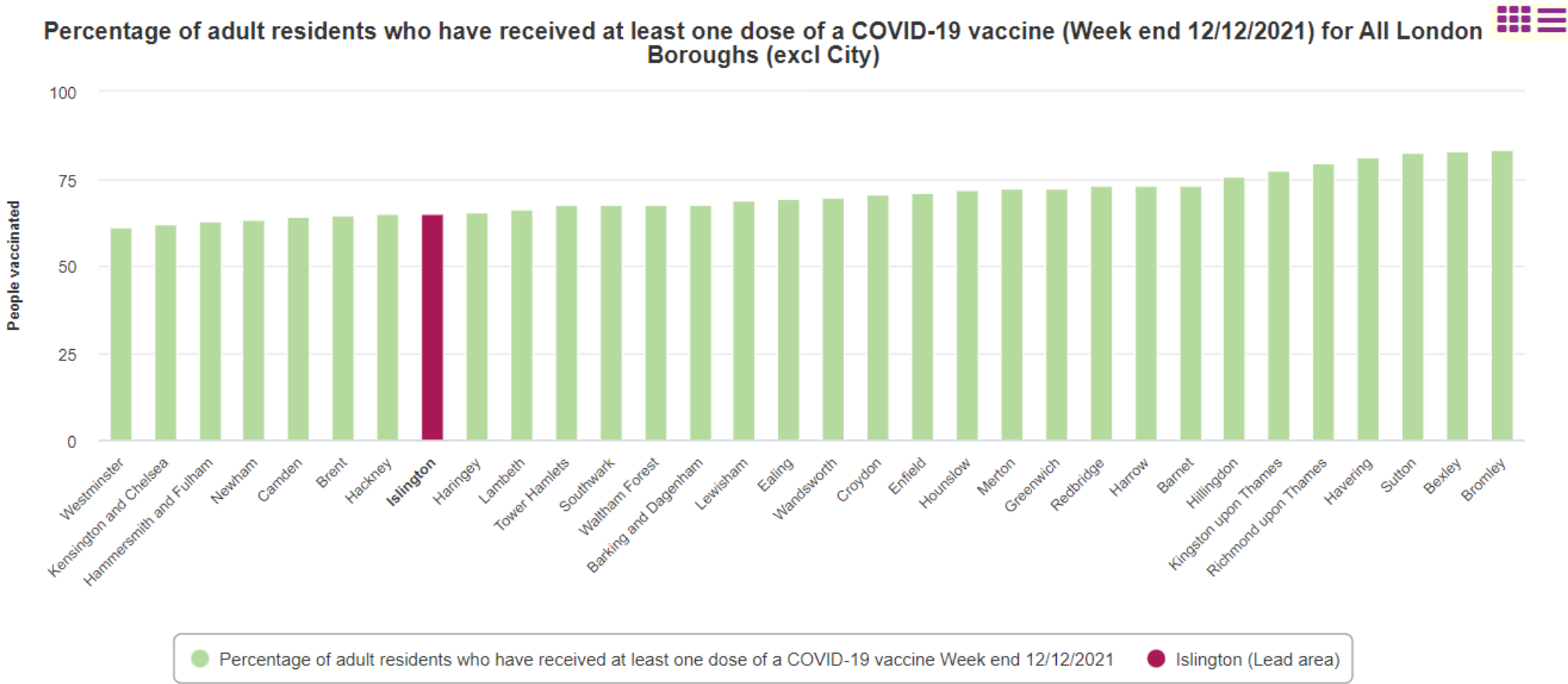
ISLINGTON

Covid-19 Vaccination Uptake in Islington

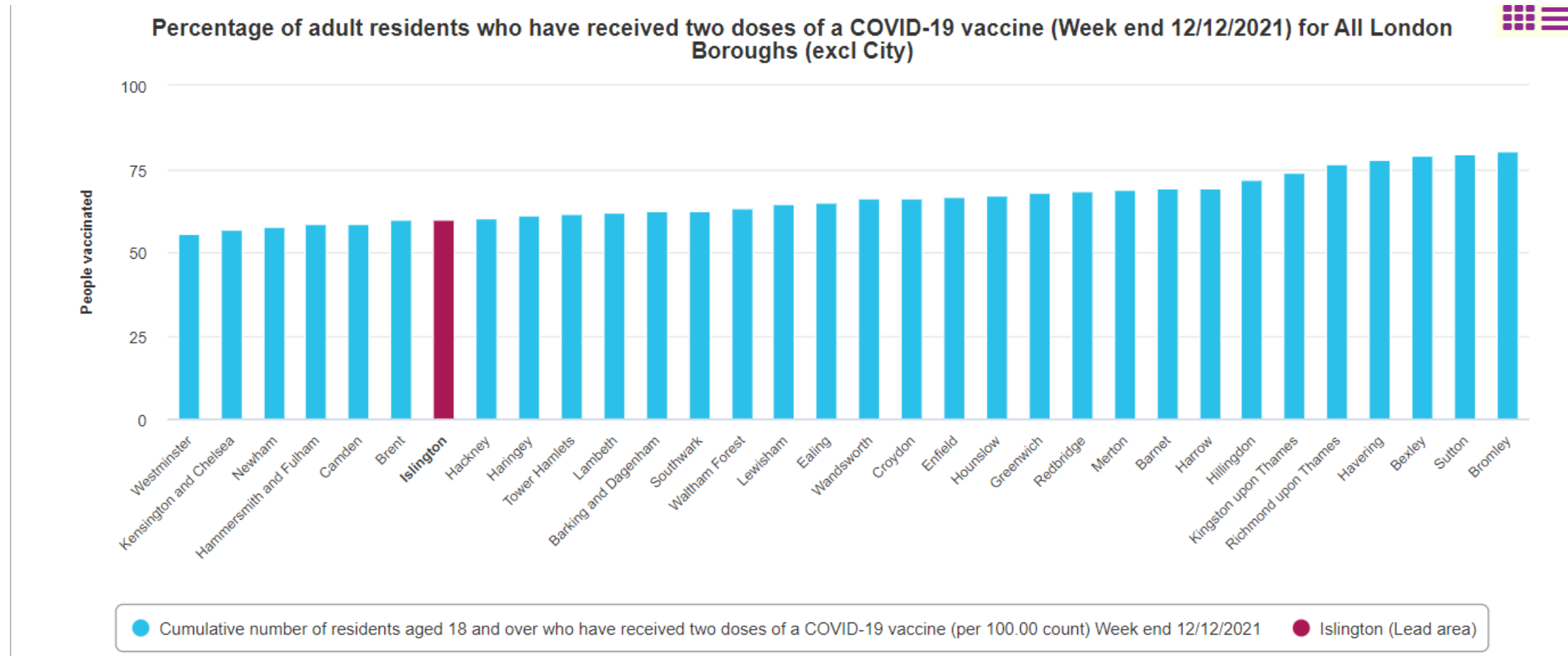
20th of December 2021



65.09% of Islington residents aged 18+ have received one dose of the COVID-19 Vaccine



59.97% of Islington residents aged 18+ have received two doses of a COVID-19 vaccine



Uptake of 1st dose vaccination among residents by age group

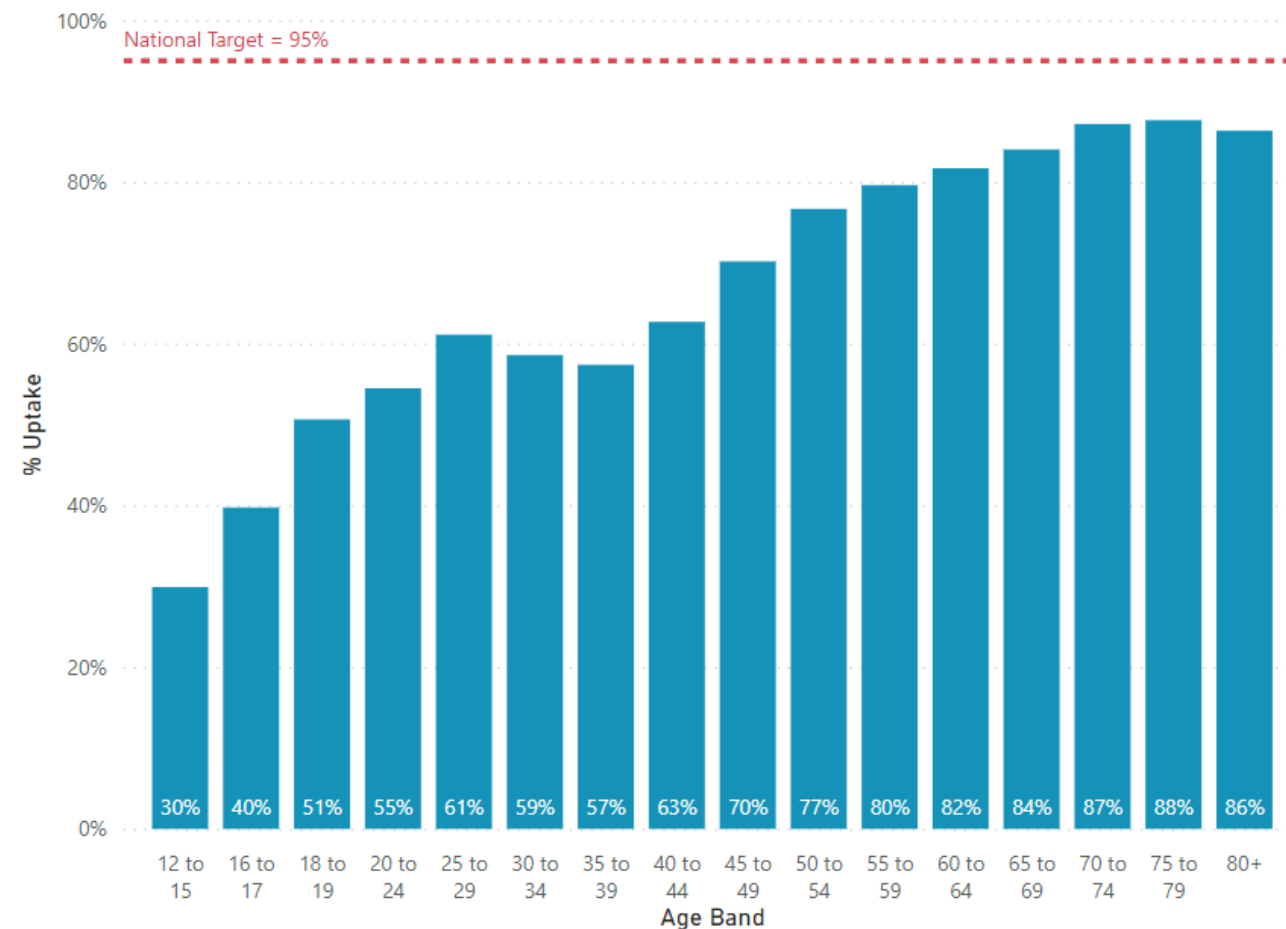
Data as of:
17 December 2021

TON

Local Authority

Islington

% Uptake of COVID-19 1st dose vaccination by age group



Age Band	Eligible Population	Vaccinated Population	Unvaccinated	% Uptake
12 to 15	8,493	2,540	5,953	30%
16 to 17	4,056	1,612	2,444	40%
18 to 19	5,874	2,975	2,899	51%
20 to 24	26,439	14,410	12,029	55%
25 to 29	39,340	24,044	15,296	61%
30 to 34	40,877	23,950	16,927	59%
35 to 39	29,942	17,186	12,756	57%
40 to 44	21,202	13,296	7,906	63%
45 to 49	16,281	11,426	4,855	70%
50 to 54	15,037	11,531	3,506	77%
55 to 59	13,863	11,036	2,827	80%
60 to 64	10,138	8,283	1,855	82%
65 to 69	7,358	6,183	1,175	84%
70 to 74	6,009	5,239	770	87%
75 to 79	4,039	3,540	499	88%
80+	5,158	4,454	704	86%
Total	254,106	161,705	92,401	64%

Ethnicity

Multiple selections

Age Band

Multiple selections

Ward name

All

Uptake of 1st dose vaccination among residents by age group over time

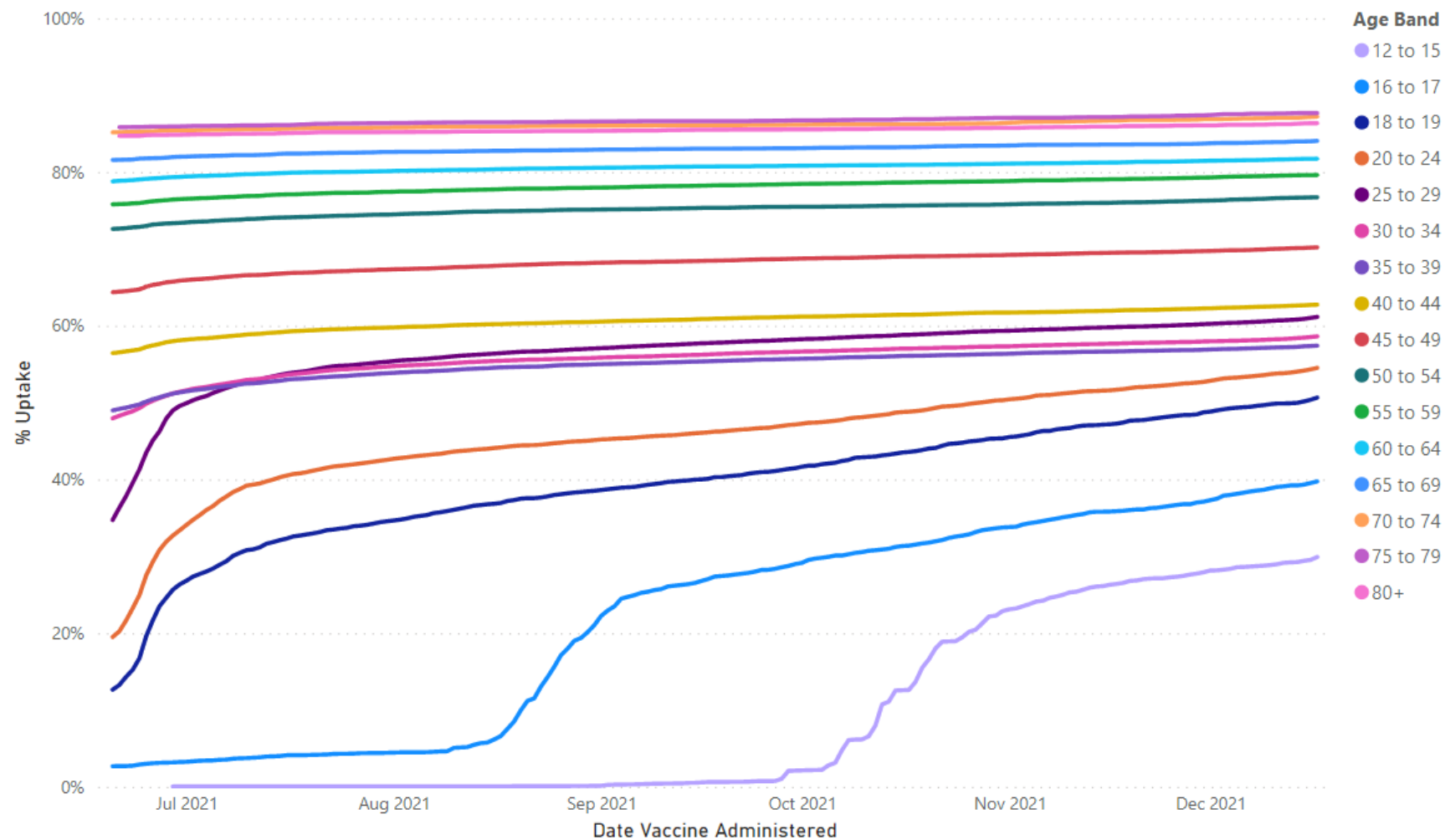
Date Vaccine Administered

01/11/2020

17/12/2021



% Uptake of 1st Dose COVID-19 Vaccine, by Age Group, Over Time



Local Authority

Islington

Ward name

All

Age Band

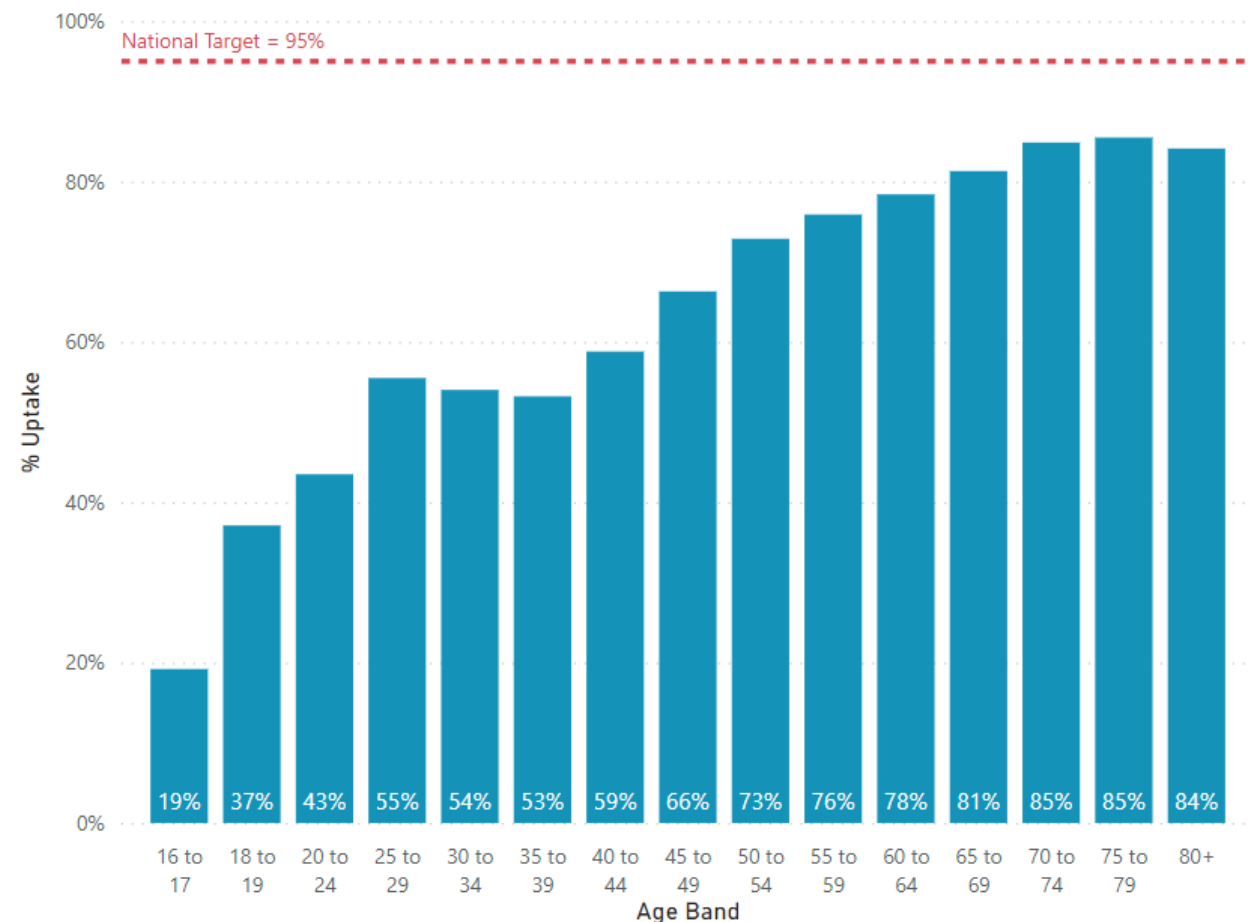
Multiple selections

Uptake of 2nd dose vaccination among residents by age group

Local Authority

Islington

% Uptake of COVID-19 2nd dose vaccination by age group



Data as of:
17 December 2021

Age Band	Eligible Population	Vaccinated Population	Unvaccinated	% Uptake
16 to 17	4,056	779	3,277	19%
18 to 19	5,874	2,180	3,694	37%
20 to 24	26,439	11,500	14,939	43%
25 to 29	39,340	21,833	17,507	55%
30 to 34	40,877	22,080	18,797	54%
35 to 39	29,942	15,933	14,009	53%
40 to 44	21,202	12,468	8,734	59%
45 to 49	16,281	10,794	5,487	66%
50 to 54	15,037	10,958	4,079	73%
55 to 59	13,863	10,521	3,342	76%
60 to 64	10,138	7,949	2,189	78%
65 to 69	7,358	5,983	1,375	81%
70 to 74	6,009	5,100	909	85%
75 to 79	4,039	3,453	586	85%
80+	5,158	4,339	819	84%
Total	245,613	145,870	99,743	59%

Ethnicity

Multiple selections

Age Band

Multiple selections

Ward name

All

Uptake of 1st dose vaccination among residents, by ethnicity

Local Authority

Islington

From ages

12 - 15

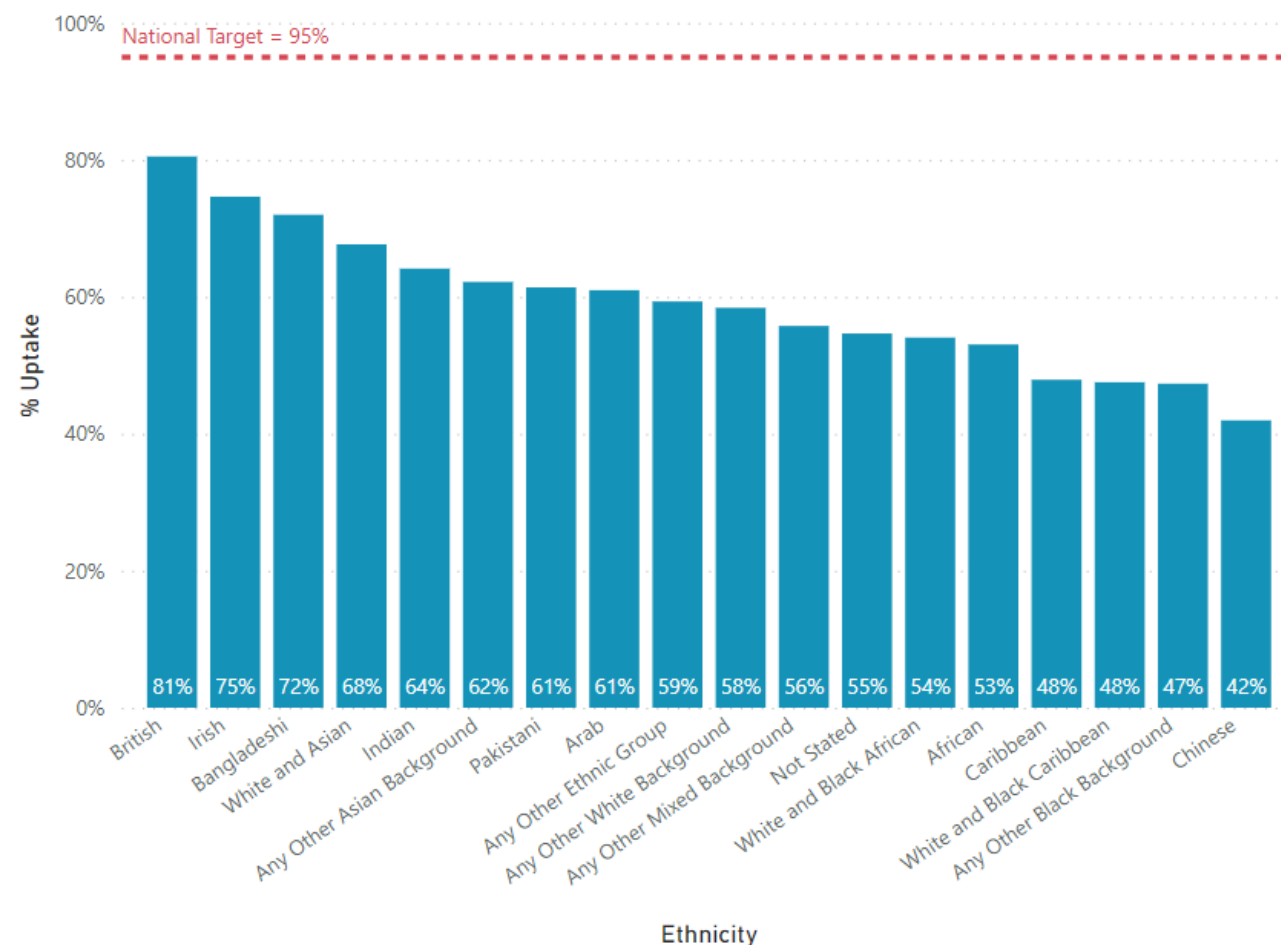
Data as of:

18 December 2021



80+

% Uptake of COVID-19 1st dose vaccination by ethnic group



Ethnicity	Eligible Population	Vaccinated Population	Unvaccinated	% Uptake
British	74,467	59,947	14,520	81%
Irish	6,484	4,839	1,645	75%
Bangladeshi	4,167	3,000	1,167	72%
White and Asian	1,717	1,162	555	68%
Indian	4,226	2,710	1,516	64%
Any Other Asian Background	6,148	3,823	2,325	62%
Pakistani	1,054	647	407	61%
Arab	41	25	16	61%
Any Other Ethnic Group	13,202	7,833	5,369	59%
Any Other White Background	61,623	35,989	25,634	58%
Any Other Mixed Background	4,529	2,525	2,004	56%
Not Stated	39,560	21,621	17,939	55%
White and Black African	1,839	994	845	54%
African	12,193	6,468	5,725	53%
Gypsy or Irish Traveller	2	1	1	50%
Caribbean	5,522	2,645	2,877	48%
White and Black Caribbean	2,331	1,108	1,223	48%
Any Other Black Background	6,904	3,267	3,637	47%
Chinese	8,136	3,414	4,722	42%

Ward name

All

Age Band

Multiple selections

Uptake of 1st dose vaccination among residents, by ward

Local Authority

Islington

From ages

12 - 15

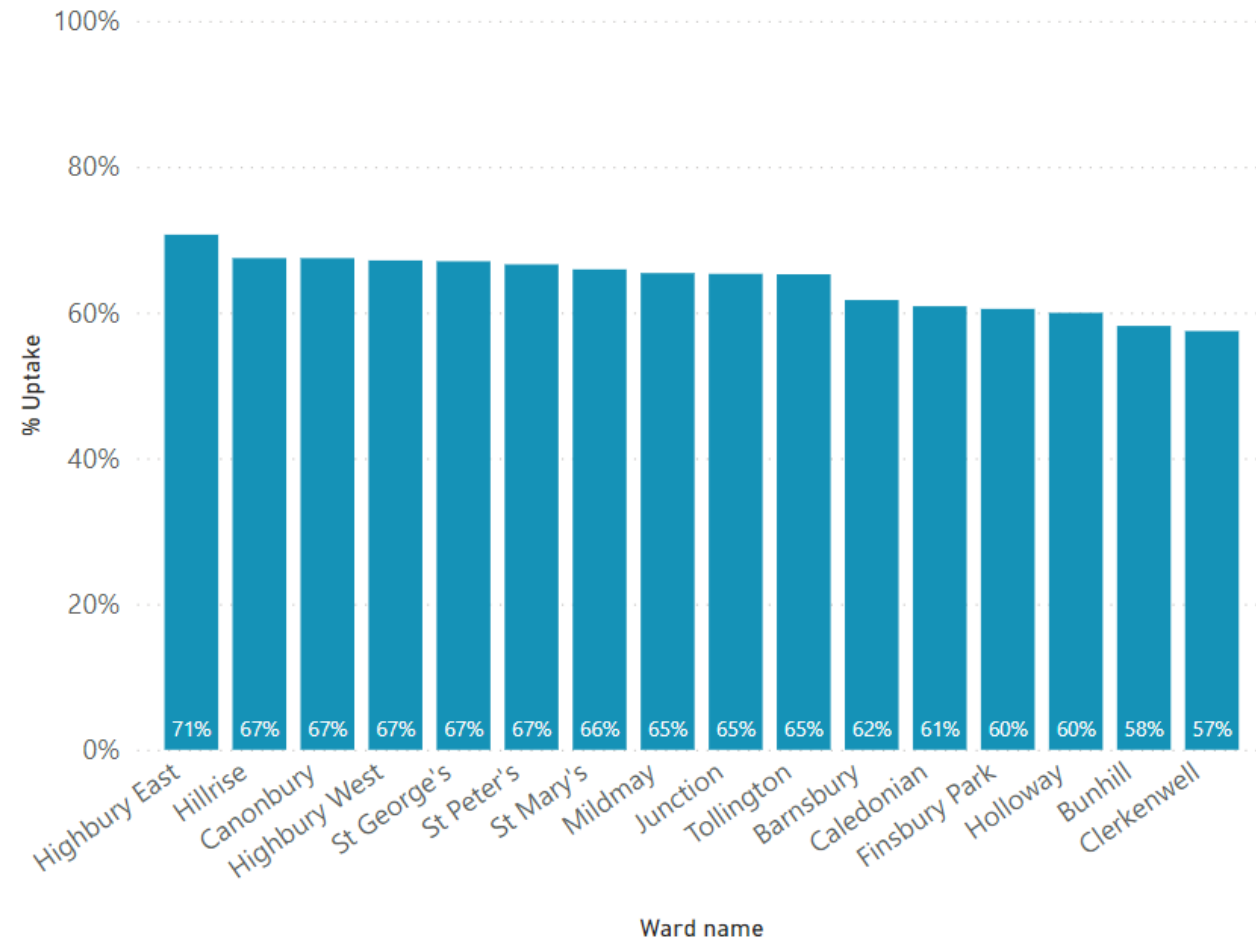
To

80+

Data as of:

17 December 2021

% Uptake of COVID-19 1st dose vaccination by Ward



Ward name	Eligible Population	Vaccinated Population	Unvaccinated	% Uptake
Highbury East	13,121	9,273	3,848	71%
Hillrise	12,596	8,497	4,099	67%
Canonbury	13,156	8,874	4,282	67%
Highbury West	18,168	12,198	5,970	67%
St George's	13,632	9,136	4,496	67%
St Peter's	15,991	10,649	5,342	67%
St Mary's	14,864	9,797	5,067	66%
Mildmay	14,640	9,575	5,065	65%
Junction	13,957	9,114	4,843	65%
Tollington	14,888	9,713	5,175	65%
Barnsbury	15,507	9,569	5,938	62%
Caledonian	17,907	10,898	7,009	61%
Finsbury Park	18,436	11,152	7,284	60%
Holloway	20,760	12,446	8,314	60%
Bunhill	20,703	12,039	8,664	58%
Clerkenwell	15,819	9,088	6,731	57%

Ward name

All

Ethnicity

Multiple selections

Age Band

Multiple selections

Uptake of Booster dose vaccination among residents by age group

Data as of:
18 December 2021

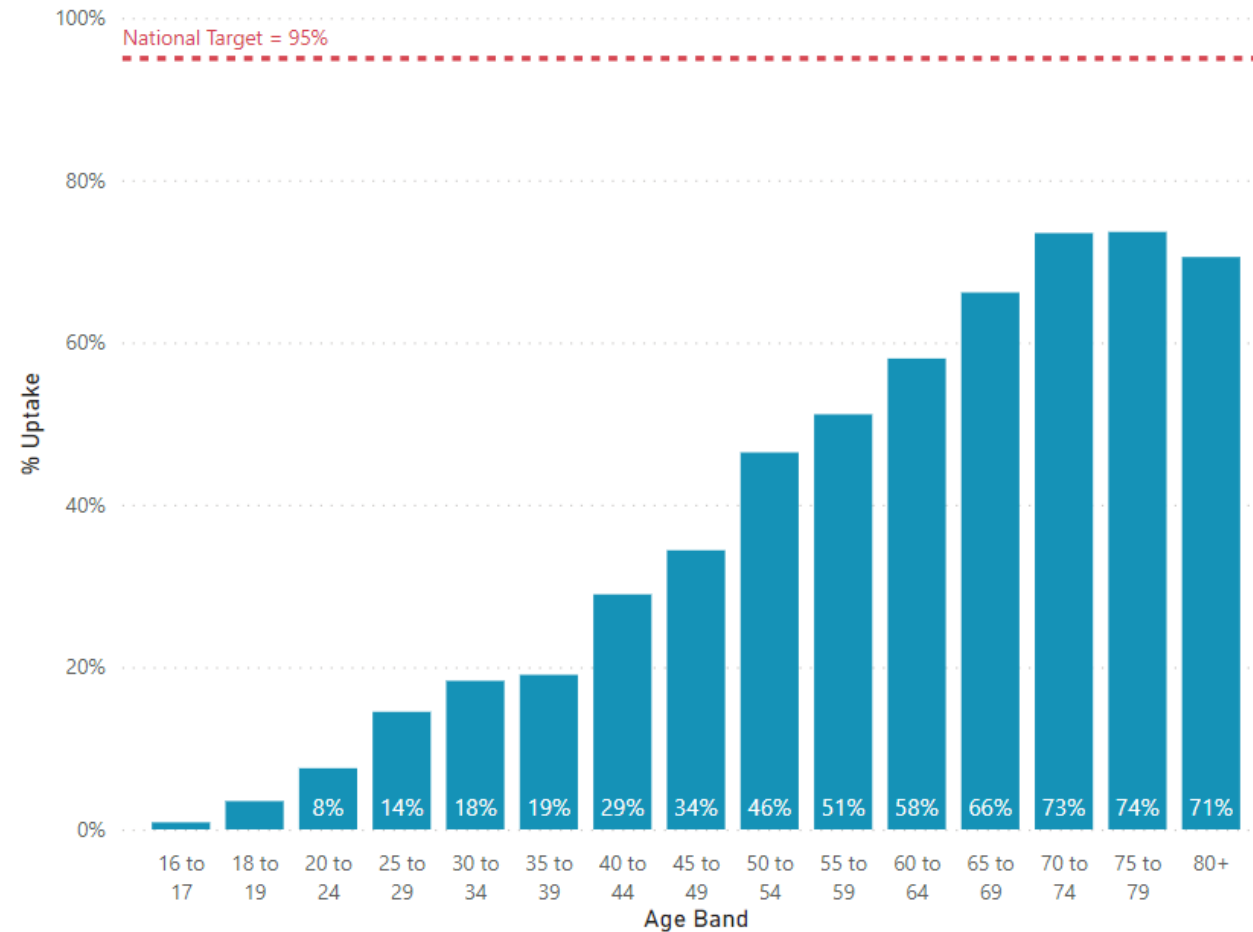


Local Authority

Islington



% Uptake of COVID-19 Booster dose vaccination by age group



Age Band	Eligible Population	Vaccinated	Unvaccinated	% Uptake
16 to 17	4,034	33	4,001	1%
18 to 19	5,890	205	5,685	3%
20 to 24	26,453	1,994	24,459	8%
25 to 29	39,358	5,703	33,655	14%
30 to 34	40,871	7,483	33,388	18%
35 to 39	29,954	5,705	24,249	19%
40 to 44	21,200	6,139	15,061	29%
45 to 49	16,283	5,600	10,683	34%
50 to 54	15,037	6,984	8,053	46%
55 to 59	13,861	7,089	6,772	51%
60 to 64	10,136	5,881	4,255	58%
65 to 69	7,357	4,867	2,490	66%
70 to 74	6,006	4,413	1,593	73%
75 to 79	4,038	2,973	1,065	74%
80+	5,153	3,634	1,519	71%
Total	245,651	68,705	176,946	28%

Ethnicity

Multiple selections

Age Band

Multiple selections

Ward name

All

First and second Covid19 dose; vulnerable groups

Priority group	Overall uptake 1 st Dose	Overall uptake 2 nd Dose
Housebound	88.6%	83.8%
Learning disability	69.4%	62.8%
Severe Mental illness	70.3%	64.7%