



ISLINGTON

COVID-19 Information pack for schools - Islington

29/06/2020



- **COVID-19 Cases in Islington**

- As of 26 June 2020, a cumulative total of 541 laboratory confirmed cases in Islington have been reported since the pandemic began. This figure now includes positive results from pillar 2 testing. Pillar 2 testing refers to testing of people who are symptomatic in the community. Previously only pillar 1 cases were being reported.
- The number of new cases per day has been on an overall declining trend since mid-April.
- Islington has had the lowest rate of cumulative COVID-19 cases in London at 226 per 100,000 population.
- The availability of testing has increased over time, therefore many suspected cases would not have been tested early on
- There were 2 new cases reported between 20 - 26 June.

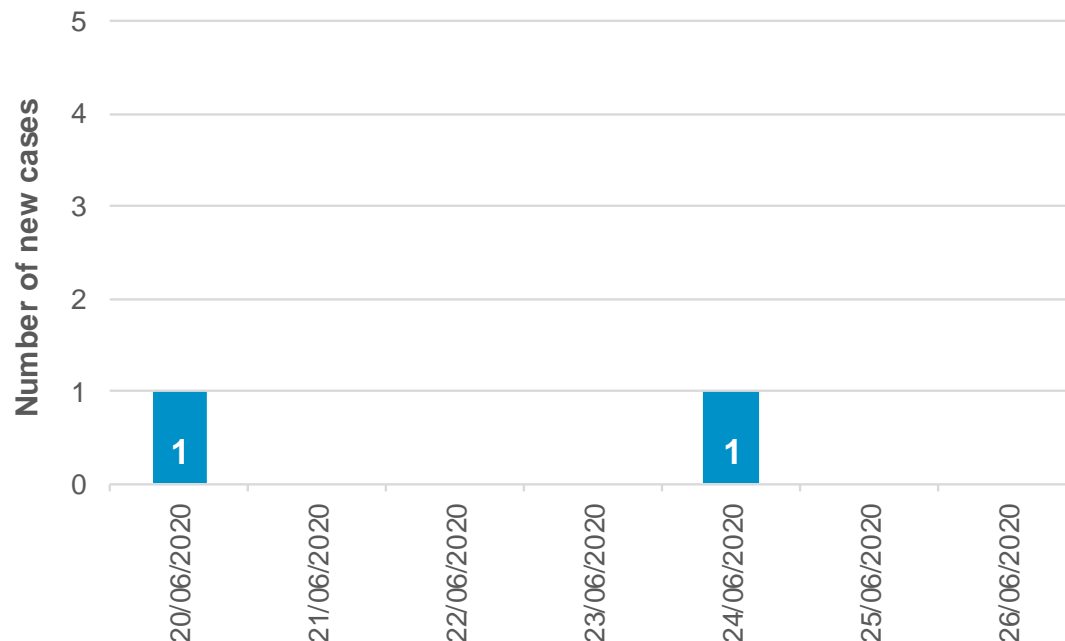
- **COVID-19 Deaths in Islington**

- A total of 148 deaths in Islington have been COVID-19 related, up to 06 June 2020.
- There were no deaths related to COVID-19 reported in Islington between 30 May and 12 June 2020.
- In Islington, the number of COVID-19 related deaths peaked during the week of 4 April – 10 April at 42 deaths and has fallen steadily since.



How many cases are in the borough?

Number of new cases in Islington, 20-26 June 2020



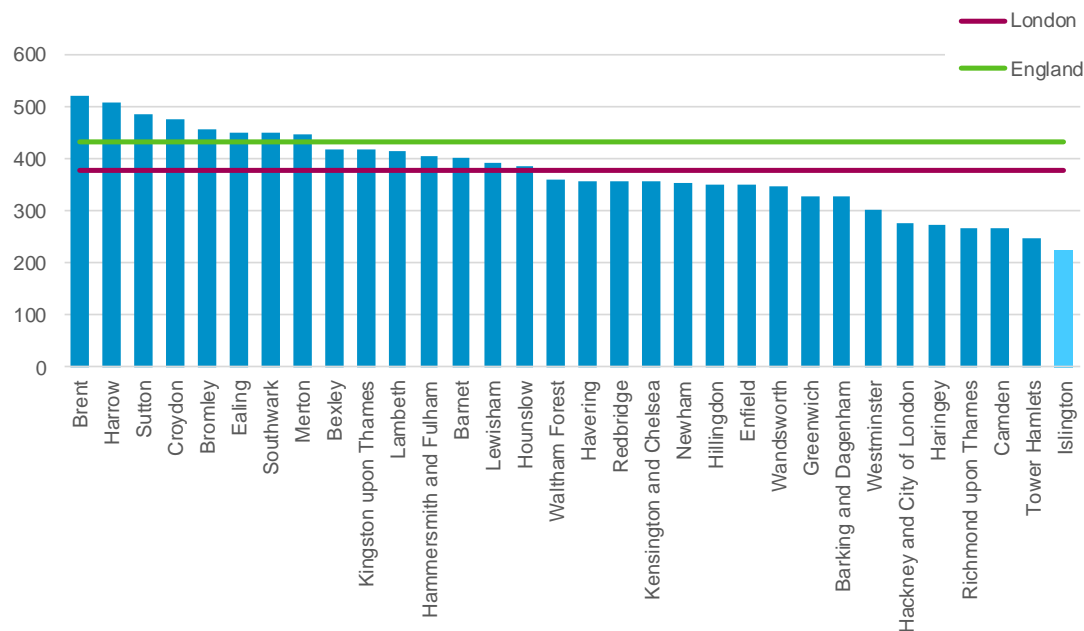
- As of 24 June 2020, there are a total of **541** laboratory confirmed cases in Islington.
- The number of new cases per day has been on an overall declining trend since mid-April.
- 2 new cases were reported in between the 20th and 26th of June.
- The availability of testing has increased over time, therefore many suspected cases would not have been tested early on.

Note: Date refers to date the first specimen was taken from the person being tested. Confirmed cases are from Pillar 1 and Pillar 2 testing.

Source: 28 June 2020 Daily report for London PHE Centre

Cumulative Case Rates – All London Boroughs

Cumulative case rate per 100,000 population, London boroughs compared to London and England, 26 June 2020

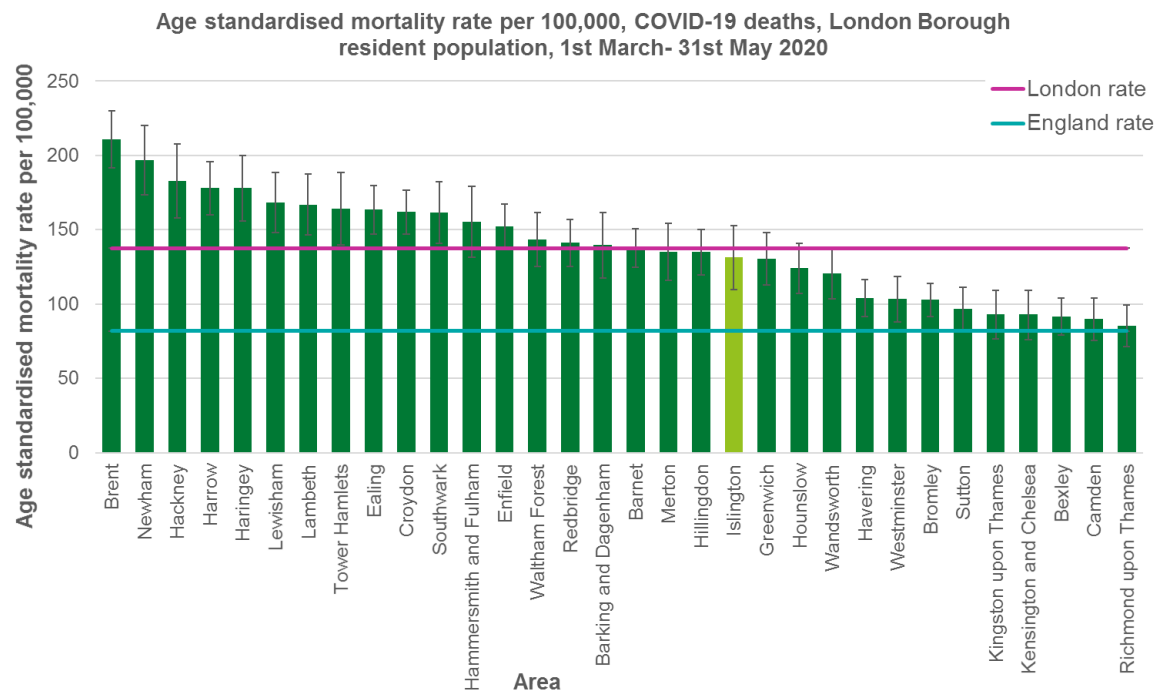


- Islington has had the lowest rate of cumulative COVID-19 cases at 226 per 100,000 population.
- This is lower than both the London and England averages (377 and 431 per 100,000 respectively)

Note: Confirmed cases are from Pillar 1 and Pillar 2 testing.

Source: 28 June 2020 Daily report for London PHE Centre

Age standardised mortality rates



- The age standardised COVID-19 mortality rate in Islington is 131 per 100,000 population.
- This is significantly higher than the national rate (82 per 100,000), but similar to the London rate (138 per 100,000).

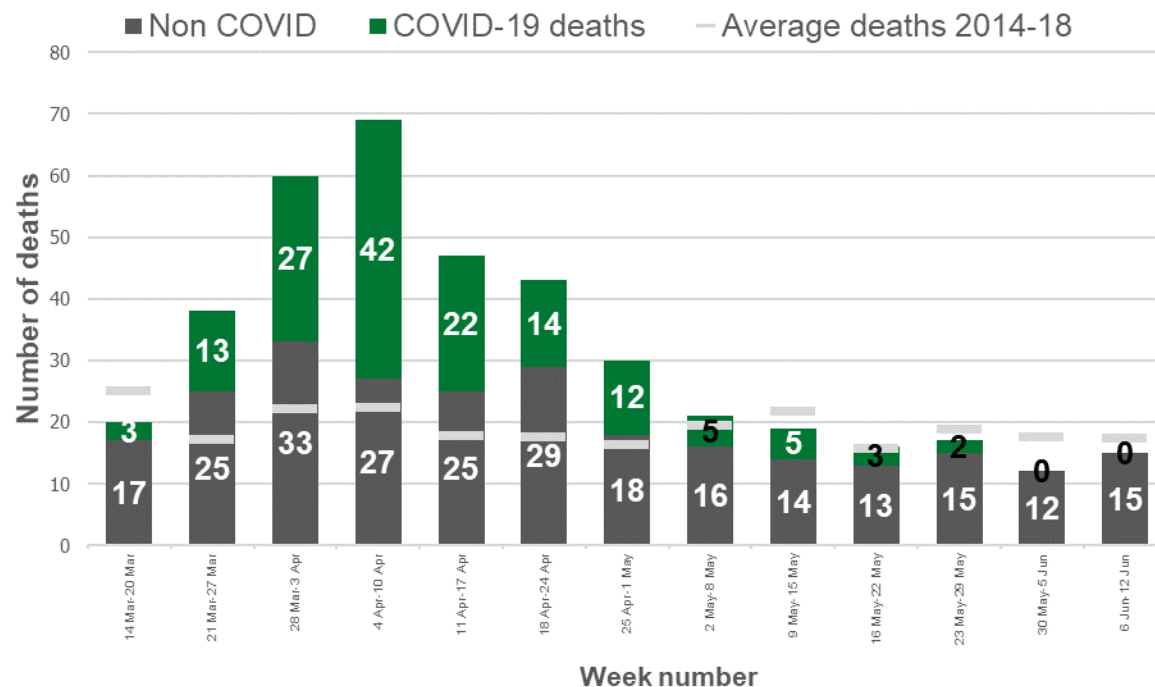
Note: Rates have been calculated using 2019 mid-year population estimates, the most up-to-date estimates when published.

Source: ONS 2020

<https://www.ons.gov.uk/peoplepopulationandcommunity/birthsdeathsandmarriages/deaths/bulletins/deathsinvolvingcovid19bylocalareasanddeprivation/deathsoccurringbetween1marchand31may2020>

Weekly deaths

Deaths by cause of death (weekly numbers), for deaths that occurred up to 06 June 2020 but were registered up to 13 June 2020 by week, Islington



Source: ONS weekly mortality data release

- A total of 148 deaths in Islington were COVID-19 related.
- In Islington, the number of COVID-19 related deaths peaked during the week of 4 April -10 April at 42 deaths and has fallen steadily since.
- In the latest week of available data (06 June – 12 June), there were no COVID-19 deaths.
- Since the 9 May, the total weekly numbers of reported deaths of Islington residents has been lower than the average number of deaths reported 2014-2018.

About Public Health Knowledge, Intelligence and Performance team

Public Health KIP team is a specialist area of public health. Trained analysts use a variety of statistical and epidemiological methods to collate, analyse and interpret data to provide an evidence-base and inform decision-making at all levels. Camden and Islington's Public Health KIP team undertake epidemiological analysis on a wide range of data sources.

All of our profiles, as well as other data and outputs can be accessed on the Evidence Hub at:
<http://evidencehub.islington.gov.uk>

About COVID-19 Information Pack for Schools

This data pack/profile was produced by Cintia Liberatoscioli and Tasnim Baksh and approved for publication by Mahnaz Shaukat

Contact: Cintia.Liberatoscioli2@islington.gov.uk

We would also very much welcome your comments on these profiles and how they could better suit your individual or practice requirements, so please contact us with your ideas.

© Camden and Islington Public Health KIP team PHASS@islington.gov.uk