


# Charges for care homes

April 2021



**Information about paying  
for accommodation and care  
if you need to move into a  
residential or nursing home**  
**A guide for Islington residents**

## Charges for care homes

Information about paying for accommodation and care if you need to move into a care or nursing home

---

Are you thinking about going into a care home with or without nursing care? Perhaps the people that care for you or your loved ones are thinking about this as well. If you are, you will probably need some advice and information to make some important decisions.

---

## Paying for accommodation in care homes - with and without nursing care

**This booklet tells you about the charges you can expect to pay if you are placed in a care home by Islington Adult Social Services department.**

If you need to live in a care home, including a home that provides nursing care, there are a number of ways that you can meet the costs. This booklet describes some of those ways, but you may still need to take independent financial advice about what is the best choice for your particular circumstances.

This booklet is only a guide and is not a full and authoritative statement of the law. For further information you are referred to the care and support guidance issued under the Care Act 2014, published by the Department of Health and available on their internet website: [www.dh.gov.uk/Home/fs/en](http://www.dh.gov.uk/Home/fs/en)

You can get free Internet access at any Islington library.

This leaflet has been produced by  
Processing Services  
1st Floor  
7 Newington Barrow Way  
London N7 7EP

**T** 020 7527 2178

**F** 020 7527 8363

**E** [incometeam@islington.gov.uk](mailto:incometeam@islington.gov.uk)

*The figures provided in this booklet apply to the financial year 2021 to 2022.*

---

## Contents

## Page

1. What to do if you think you need to move into a care home	4
2. Top up/Third party	5
3. Paying for your care	7
4. Care homes and charging	8
5. Financial Representation	9
6. Intermediate and interim care services and charging	11
7. The standard charge for your care home placement	12
8. Financial circumstances form	13
9. How we treat your savings and capital	14
10. Deferred payments	18
11. Online Financial Assessment Calculator	22
12. How we assess your income	24
13. Temporary residence and charging	26
14. Benefits and care home accommodation	27
15. How you can pay your care home charge	29
16. Help if you are struggling to pay your contribution	30
17. What to do if your charge is wrong	30
18. Useful addresses	31

# What to do if you think you need to move into a care home

## Assessing your needs

If you think that you may need to go into a care home, or you would like to be assessed for any community care service, you should contact our Access and Advice Service on:

**T** 020 7527 2299

**Minicom** 020 7527 6475

**Email** [access.service@islington.gov.uk](mailto:access.service@islington.gov.uk)

Your call will be answered by an Assessor who will ask you questions to help decide whether you may need a community care service to help you stay in your own home or if your needs would be better met in a care home.

You can ask for an assessment if you are:

- an adult (aged 18 or more) who normally lives in Islington,  
*Or*
- a patient in a local hospital (who may normally live outside Islington),  
*Or*
- homeless in Islington.

When you (or somebody acting on your behalf) contact us, we will ask for information about you and your personal circumstances. From the information you give, social services staff will then decide whether you need a community care assessment. There is no charge for this.

---

## Meeting your needs

If you need the type of help which is provided in a care home, we will discuss the question of moving to a care home and the choices available with you.

### **Top up/Third Party**

If you want to go into a care home that is more expensive than Islington Council will pay for, then a willing friend or relative can make a financial contribution towards the higher fee. These contributions are known as third party payments or top-ups. We will need evidence that the person agreeing to pay the top up will be able to afford it and we will need them to enter into a legally binding contract before we agree to this kind of arrangement.

It is not possible for the person going into the care home to top up the cost of their own care home placement unless they are signed up to a Deferred Payment Scheme (explained on page 18).

If Islington Council agrees to financially assist you with a care home placement or nursing care, we will only pay up to a certain amount. This is called the ceiling limit.

## Charges for care homes

### Information about paying for accommodation and care if you need to move into a care or nursing home

---

#### Things to remember:

- 1) Islington Council should always offer you a placement at the ceiling limit which meets your care needs. The choice to move into accommodation that is more expensive is yours.
- 2) Islington Council **must** offer you a suitable placement to meet your care needs within the ceiling limit. But, if we are unable to do so we **will pay the third party top up of the least expensive available placement above the ceiling limit.**
- 3) If you have a third party, who due to circumstances cannot pay any more, Islington Council may have to move you to cheaper accommodation within the ceiling limit unless you can find another third party.
- 4) It is vital for the third party to understand that they are committing a sum of money every week for a number of years. Their contribution will increase every April for as long as you stay in that accommodation. If they can no longer afford to pay, then you may have to move. Please ensure that your third party can afford this payment and that they are aware that it would endanger your placement if they are unable to afford it in the future.

---

**For example:**

Islington Council's ceiling limit is £500, which is inclusive of the clients assessed contribution.

Islington Council offer you a care home placement at £450 but you want to go into a home which you prefer at £600 per week.

The amount of £500 per week is the maximum amount that Islington Council will pay, including the amount that you can afford.

The extra £100 will need to be paid by a friend or relative (third party). If a third party cannot be found, you will have to move into the first placement that Islington Council offered you, unless you can find another one that is willing to accept £500 per week.

**This example is not a true reflection of what the ceiling limits are for Islington Council as they change every April. If you require clarification of what our ceiling limits actually are, please speak to your Care Manager.**

## Paying for your care

If you are assessed as needing to be placed in a care home by Islington Adult Social Services, our staff will make the necessary arrangements and we will work out the amount you have to contribute towards the cost. This is called the assessed charge. The amount you will pay depends on your financial circumstances. We follow government guidelines on how to work out your charge.

Our staff will need to ask you about your income, your savings and your property. If a carer or relative helps you with your finances, we will ask them for the information we need. If we are not given the information we need to work out your charge, you may have to pay for the full cost of your care home placement.

We will write to you and explain how we worked out your charge and what to do if you think the charge is wrong. We will also check you are getting all the benefits you are entitled to and let you know if your benefits will change when you move into a care home.

## Charges for care homes

Information about paying for accommodation and care if you need to move into a care or nursing home

---

**Giving up your own home and moving into a care home is a decision that will have a big impact on your life and your finances.**

**You may want to take independent advice about your decision and you can find a list of organisations that may be able to help you on page 32 of this booklet.**

---

## Care homes and charging

Certain types of care home placement are free or involve reduced charges:

- **NHS continuing care**

If you are placed in a nursing home by a health professional from NHS Islington because you need long-term health care, it will be paid for by the NHS. This is sometimes called NHS continuing care. You will not be charged.

- **Section 117 of the Mental Health Act**

If you are placed in a care home under s117 of the Mental Health Act 1983, you will not be charged while that section of the Mental Health Act is being used to provide your care.

- **Nursing funded by NHS**

If you are placed in a care home by social services staff and your care includes some nursing care, we will assess your financial situation to work out any charges you may need to make in the normal way. But your nursing care will be funded by your Clinical Commissioning Group (CCG). The NHS will contribute £165.56 towards the cost of the placement. This NHS contribution will reduce the cost of your care home placement and your charge will be worked out as explained in the rest of this booklet.

There will be a charge for most other types of care home placement arranged by social services.

---

# Financial Representation

## How to become a Deputy under the Court of Protection

If you have not made arrangements for others to manage your finances, and you lose capacity, then someone must apply for a court order to make decisions for you.

## How long does it take?

Deputyship applications may take up to 16 weeks to be dealt with.

## How to apply

If someone decides to act for you because you no longer have the capacity to make financial decisions, it is recommended that they seek legal advice. This is so that they fully understand their responsibilities, and that they are able to apply to become a deputy. The court order can be arranged through a solicitor or a person can apply to the court themselves.

## Do I have to pay anything to apply for Deputyship?

Yes. Fees are payable to the Office of the Public Guardian by the person receiving the care and support. The fees are for application, supervision and annual report. Other fees are payable depending on circumstances. You are responsible for meeting all charges relating to deputyship that are set by the Court of Protection.

## Who can apply to become my deputy?

Family members, friends or solicitors can apply to be your Property & Affairs Deputy.

## I have no one to become my deputy.

## What other options are there?

Where there is no one capable, willing or able to manage your financial affairs, the Council may apply for both appointeeship and deputyship and make decisions on your behalf.

## Charges for care homes

Information about paying for accommodation and care if you need to move into a care or nursing home

---

### Lasting Power of Attorney (LPA)

If you **still have capacity** and you have already appointed an attorney, you must explicitly consent to your attorney acting on your behalf. A Lasting Power of Attorney can be registered as soon as it is drafted, or at a time when you lose capacity. If you lose mental capacity, any existing LPA must be registered with the Office of the Public Guardian (OPG) before it becomes valid.

### How do I draw up a Lasting Power of Attorney?

You can draw up a Lasting Power of Attorney agreement at any time, **providing you have the capacity to do so**. You can arrange this yourself by visiting: <https://www.gov.uk/power-ofattorney> or you can arrange this through a solicitor.

### How long does it take to register and do I have to pay anything?

It can take up to 10 weeks for the LPA to be registered, and there is a registration charge to pay, unless you qualify for a reduction or exemption.

### Can I draw up a Lasting Power of Attorney after I have lost capacity?

No. You must have full mental capacity at the time you draw up a Lasting Power of Attorney. If you have lost capacity you cannot draw up a Lasting Power of Attorney.

### I did not draw up a Lasting Power of Attorney before I lost capacity. What other options are there?

If you have no Lasting Power of Attorney in place and a mental capacity assessment deems you as not having capacity, then someone else must make an application for Property and Affairs Deputyship to the Court of Protection.

---

# Intermediate and short term care services and charging

## Staying out of hospital

Islington Council's Adult Social Services and NHS Islington work together to reduce the amount of time people spend in hospital when they no longer need acute health care in hospital but are not ready to return home. Our adult social care services include intermediate and short term care services, set up to help avoid unnecessary hospital admissions and reduce the length of stay in hospital.

## Intermediate and short term services in Islington

**Intermediate care:** The aim of this service is to help someone to regain the ability to carry out everyday tasks of daily living that may have become lost during a period of ill health. Intermediate care may also be provided where a period of assessment is needed to establish someone's longer-term needs.

Intermediate care may be provided in your own home, in a sheltered housing scheme or in a care home, with or without nursing care, for a maximum of six weeks.

There is no charge for intermediate care, although at the end of the period of intermediate care you may need to have other care services for which there is a charge.

**Short Term placement:** Short term care may be provided in extra-sheltered or supported housing schemes or in a care home, with or without nursing care.

- It includes all placements where a clear exit plan is in place for the service user to return home or be rehoused in more suitable accommodation.
- It includes unplanned events e.g. emergencies due to housing issues / safeguarding issues.
- It may be needed where an unpaid carer is unavailable for a period due to hospital admission for example.
- There is a financial charge for short term placements and you will have your assessed contribution worked out in the same way as anyone else that gets care in the community or in a care home.

# The standard charge for your care home placement

The way we work out your charge depends on whether your move to a care home is temporary or permanent.

## Temporary admission to a care home

A temporary admission is one where you do not plan to stay in the care home for any longer than 52 weeks (one year) and are expected to return to live in the community.

For temporary admissions, we work out your charge in the same way as if your admission is permanent, but we can allow temporary residents to keep more of their income if they need to pay certain bills in order to maintain their usual home in the community. If you are a temporary resident, read the sections that explain charge assessments for permanent residents and then look at the additional information in the section titled temporary resident on page 24 of this booklet.

## Short Term admission to a care home

If you regularly stay in care homes for a short period of time we will carry out a financial assessment with you once each year using the rules that apply to temporary residents. This will determine your daily and weekly rate for short term care for that year. If your circumstances change in the course of the year, you can ask us to look at your short-term care charge again.

## Permanent admission to a care home

If your move to a care or nursing home is intended to last for more than 52 weeks (one year), you will have to pay the standard charge for your care and accommodation unless you agree to have a financial assessment. The standard charge for your care home placement will be the full cost of the care and accommodation.

Our financial assessment will take account of your income, your savings and capital assets such as your home, if you own it.

---

## Financial Circumstances Form

You need to complete this form if you cannot afford the cost of the care that the Care Manager (assessor) thinks you need. The more information and evidence you give us about your finances, the easier it is for us to make the right assessment and confirm that you are entitled to financial help from the council. Evidence may include bank statements, benefit letters, bills etc.

If you do not sign the form or fill out all the details needed, we cannot work out if you are entitled to financial help and the council will not be able to pay towards the cost of the care home. In this case we will ask you to pay the whole cost of your placement.

### What Financial information will I need to provide?

The financial circumstances form asks for details of your income and capital.

**Income:** Your income means the benefits you claim, private pensions paid and other regular income you have.

**Capital:** Your capital means your savings, money from investments, stocks and shares, the value of any property or land you may own, or part own (whether it is in the UK or not).

If your capital is more than £23,250, you will be deemed as able to self fund and will have to pay the full cost of your care.

If your capital is below £14,250, then this amount is ignored for financial assessment purposes; **however, your income is still fully taken into account.**

**Remember** this is your way of asking for financial help, the more information that you give, the more beneficial it may be to your individual case. Please also remember that it is a **criminal** offence to **deliberately** give false information in order to receive financial assistance.

### Completing the Financial Circumstances form

If you require assistance to complete the form please contact the Financial Assessment and Income Recovery Team on 0207 527 2178 who can request a Visiting Officer to support you.

# How we treat your savings and capital

Most people in care homes or nursing homes pay towards the cost of their care unless that care is fully funded by the local NHS Primary Care Trust (NHS Islington). But some people pay the whole cost from their income or capital.

In order to receive financial assistance to pay for your care home placement or nursing services you need to meet our eligibility criteria. This is the minimum level of care that you need for Islington Council to carry out a financial assessment with you. Your Care Manager will explain what our minimum level of care is, and whether or not you qualify.

Savings and capital are taken into account when we work out your financial contribution to your care home placement, but we will ignore some assets, including:

- The surrender value of any life insurance policy
- Personal possessions
- Payments from the Independent Living Fund
- Payments made from February 1st 2001 for imprisonment or internment by the Japanese during World War II
- Payments from the Skipton Fund

The savings and capital we take into account will include those held in your own name and those held by the Court of Protection, or a receiver appointed by that court. We will also take into account your share of any jointly owned assets. In the case of savings held in joint accounts, the money held will be divided by the number of people named on the account and your share will be an equal proportion of the money in the account.

---

The **savings** we do take into account include:

- Money in Post Office accounts, bank accounts, building societies, deposit accounts and special investment accounts
- SAYE schemes
- National Savings Certificates
- Cash
- Premium Bonds
- Stocks and shares
- Unit trusts
- Trust funds
- Investment bonds

The **capital** we take into account includes buildings and land in this country and abroad.

If you have been given money as compensation for a personal injury and the court has not said that the payment must be used to pay for care, this money is not included in our calculation for the first 52 weeks after the date you received the first payment.

If the court has said the money must be used to pay for care, then this money is included in our calculation.

In certain circumstances, the value of your own home will be ignored. This is explained in more detail on pages 16 and 17 of this booklet.

The value of your savings and capital will be added together and treated as set out below.

- Savings and capital with a combined value of less than £14,250 will be ignored and your charge will be worked out on the basis of your income only.
- Savings and capital with a combined value of more than £23,250 will be taken into account and you will be expected to self fund by meeting the full cost of your care home.
- Savings and capital with a combined value of more than £14,250 but less than £23,250 will be treated as generating extra weekly income. The excess savings above £14,250 will be treated as generating a weekly income of £1 a week for every £250 (or part of £250) above £14,250. This assumed income is called your tariff income and it will be added to your income from other sources to work out your weekly charge.

## Charges for care homes

Information about paying for accommodation and care if you need to move into a care or nursing home

---

### Example of how tariff income is worked out:

Mrs. M is aged 61 and has savings of £16,084. She therefore, has £1,834 above the minimum savings threshold for care home charges (£14,250).

Her assumed tariff income is £8.00 a week. The tariff income of £8.00 is added to her weekly retirement pension of £92.00 and pension credit of £50.60 to give a total weekly income of £150.60.

This sum is then used in working out her weekly charge for her care home placement. Her charge will be £125.70, leaving her £24.90 a week for her personal expenses.

For more detail about the treatment of income in working out care home charges, see How we assess your income on page 18 of this booklet.

### The value of your own home

The value of your interest in your former home is a capital asset that will be taken into account after twelve weeks from the first day that you received permanent residential care from a local authority.

We will ignore the value of your former home indefinitely if it is still occupied by:

- your partner or, in some circumstances, your former partner
- Or
- a relative or a member of your family who is aged 60 or older, or is incapacitated, or who is a child under 18 who you are required to maintain.

If you do not want to sell your house straight away in order to pay your care costs, we may consider entering into a deferred payments agreement. Please see page 16 for more information on deferred payments.

---

### By *relative* we mean:

- a parent (including step-parent, parent-in-law or adoptive parent)\*
- son (including step-son, son-in-law or adoptive son)\*
- daughter (including step-daughter, daughter-in-law or adoptive daughter)\*
- brother\*
- sister\*
- grandparent
- grandchild
- uncle
- aunt
- nephew (The spouse, civil partner or unmarried partner
- niece of any starred relative is also treated as a relative).

### By Incapacitated we mean someone who gets an incapacity or disability benefit such as:

- **Incapacity Benefit**
- **Disability Living Allowance**
- **Attendance Allowance**
- **Severe Disability Allowance**
- **Personal Independence Payment.**

**If your former home is unoccupied, or is occupied by someone who is not listed in the 'relative' box above, your interest in the value of that home will be taken into account in full after twelve weeks. If your total assets, including the value of your former home, are more than £23,250 you will have to pay the full cost of your care home placement.**

**The council wants to work with you to ensure residential properties are not left vacant and the council may be able to help with grants or other assistance. For further advice/information, tel: Grants Team on 020 7527 3104. Please note that the Council may take enforcement action where properties are left vacant and/or neglected.**

**Islington can provide support to rent out your property where it is unoccupied providing guaranteed rental income. For more information contact Islington Lettings on 020 7527 6078 or email [islingtonlettings@islington.gov.uk](mailto:islingtonlettings@islington.gov.uk)**

## Deferred Payments

The Deferred Payments Scheme is designed to help you if you have been assessed as having to pay the full cost of your residential care – but cannot afford to pay the full weekly charge because most of your capital is tied up in your home.

### What is a Deferred Payment

Effectively the scheme offers you a loan from Islington Council using your home as security. It doesn't work in exactly the same way as a conventional loan – Islington Council doesn't give you a fixed sum of money when you join the scheme, but pays an agreed part of your weekly care and support bill for as long as is necessary.

You will pay a weekly contribution towards your care that you have been assessed as being able to pay from your income and other savings. The Council pays the part of your weekly charge that you can't afford until the value of your home is realised.

The part the Council pays is your 'Deferred Payment'.

The deferred payment builds up as a debt – which is cleared when the money tied up in your home is released. For many people this will be done by selling their home, either immediately or later on. You can also pay the debt back from another source if you want to.

However, you do not have to sell your home if you don't want to – you may, for example, decide to keep your home for the rest of your life and repay out of your estate, or you may want to rent it out to generate income. If you do this, you will be expected to use the rental income to increase the amount you pay each week, thus reducing the weekly payments made by the Council, and minimising the eventual deferred payment debt.

---

## Charging Interest

The loan will have interest charged on it in the same way a normal loan would be charged on money borrowed from a bank. Islington currently charges 0.45%. This interest will be compounded on a monthly basis.

The interest will apply from the day you enter into the Deferred Payment Scheme.

## Your agreement with Islington Council

If you decide to use the Deferred Payments Scheme, you enter into a legal agreement with the Council by signing an agreement document. The Council then places what is called a 'legal charge' on your property to safeguard the loan. You will be charged for this expense.

The agreement covers both the responsibilities of the Council and your responsibilities, one of which is to make sure that your home is insured and maintained. If you incur expenses in maintaining your home while you are in residential or nursing care, these will be allowed for in the amount that you are assessed as contributing each week from your capital and income.

You can end the agreement at any time (for example if you sell your home) and the loan then becomes payable immediately.

Otherwise the agreement ends on your death or end of your placement and the loan becomes payable.

## Charges for care homes

Information about paying for accommodation and care if you need to move into a care or nursing home

---

### Costs associated with the Deferred Payments Scheme:

The administration charge 2021/22 will be an initial set up fee of £1606.00 and an on-going annual fee of £568.55. For complex cases that require additional work a fee of up to £135.45 per hour will be added to cover the direct costs.

### Other options

You may choose to rent out your property, which could give you enough income to cover the full cost of your care. There are advantages to this as you will not accrue a debt, be liable for interest and administrative charges and your property will be occupied. Your tenant will be paying utilities and council tax which will reduce your outgoings.

There are also various equity release products which may be suitable for your personal circumstances.

You may also choose to pay the full cost of your care from your available income and savings/assets; or a family member may choose to pay some or all of this for you.

**You should take independent financial and legal advice to help you decide which course of action will be financially better for you.**

---

## In order to apply for the Deferred Payment Scheme you must:

- have capital (excluding the property) of less than £23,250.
- be professionally assessed as requiring and be entering permanent residential / nursing care in a registered care home;
- own or have part legal ownership of a property, which is not benefitting from a property disregard, and ensure your property is registered with the Land Registry (if the property is not, you must arrange for it to be registered at your own expense);
- have mental capacity to agree to a deferred payment agreement or have a legally appointed agent willing to agree this

## Whilst in the agreement, you will also need to:

- have a responsible person willing and able to ensure that necessary maintenance is carried out on the property to retain its value, you are liable for any such expenses;
- insure your property at your expense;
- pay any client contribution in a timely and regular manner; if you fail to pay the client contribution on a regular basis the council reserves the right to add this debt to the loan amount.

There can be no other beneficial interests on the property, for example outstanding mortgages or equity release schemes, unless this is approved by the Local Authority.

## Charges for care homes

Information about paying for accommodation and care if you need to move into a care or nursing home

---

### Please note:

Acceptance of any application under the scheme is subject to you meeting the criteria for entering the scheme, and Islington Council being able to obtain security on your property.

### Further information & applying for a Deferred Payment

If you require further information or wish to apply for a deferred payment please contact the Financial Assessment and Income Recovery Team on 0207 527 2178.

## Online Financial Assessment Calculator

The calculator is intended to help people who want to know more about the possible cost of receiving care, either at home or in a residential home for themselves or a relative/friend.

All you need to do is enter details of the benefits , pensions, earnings, savings, assets and essential costs. Then the calculator will tell you what the weekly contribution might be.

You also have a choice at the end if you want to submit the assessment to the council to be reviewed and completed

Once the application is submitted the financial assessment and income recovery team will review the information and write to the service user with confirmation of the assessed contribution.

Everything entered into the calculator is completely confidential and no information will be shared without your consent.

You can access the calculator from the following link  
**[islington.mycostofcare.com/OFA#guide-sections](https://islington.mycostofcare.com/OFA#guide-sections)**

---

## What happens if you dispose of your savings or capital

It is illegal to dispose of savings, capital or income in order to avoid or reduce your charge for accommodation in a care home. We will treat you as still owning those assets and will charge you as though you still own them. We will also reserve the right to take legal action against you or the person who received your assets.

Disposing of assets can include:

- Spending money on a valuable personal possession such as a ring or painting
- Making large gifts to relatives
- Paying off a debt that is not due to be paid
- Living extravagantly, for example by gambling or by spending more than you could normally afford
- Transferring title deeds of a property to another person

In deciding whether someone has deprived themselves of assets in order to avoid or reduce their care home charge, we will take into account all of the circumstances including: the reasons for the deprivation, the date that it took place and whether the person could reasonably have foreseen that they would need accommodation in a care home. It will be the responsibility of the resident to prove that he or she no longer owns the asset and to satisfy us that disposal was not done to avoid liability for our charges.

# How we assess your income

If your combined savings and capital are less than £23,250 we will assess your income to work out how much you need to contribute to the cost of your care home placement. We will need to have details of your income from all sources. Some income is counted in full, some is ignored and some is partly ignored.

## Income counted in full includes:

When assessing charges we will **count in full** income such as:

- Personal Independence Payment
- Attendance Allowance
- Disability Living Allowance (care component)
- Income Support
- Guarantee Credit of Pension Credit
- Industrial Death Benefit
- Industrial Injuries Disablement Benefit
- Incapacity Benefit
- Carer's Allowance
- Job Seeker's Allowance
- Retirement pension
- Severe disablement pension
- Widow's and widower's benefits (other than war widow's & widower's payments)
- Widowed parent's allowance
- Occupational (works) or private pension (see below)
- Most annuity incomes
- Tariff income (as explained on page 14)
- Third party contributions to care home fees (sometimes called "top ups")

## Occupational (works) or private pensions

If you move into a care home without your spouse and you choose to pass to them at least 50% of your occupational or private pension, we will ignore this amount when working out your charge. We will not ignore more than 50% if you pass on a larger proportion of your income.

---

## Income ignored includes:

When assessing charges we will completely ignore income such as:

- Certain charitable & voluntary payments
- Child Tax Credit
- Guardian's Allowance
- Christmas bonus
- Macfarlane Trust payments
- Disability living allowance (mobility component)
- Gallantry awards
- War widows & widowers special payments
- Payments to veterans under the War Pensions Scheme

## Income partly ignored includes:

- War widows & widowers pensions
- Earned income, including net earnings from self-employment
- Pension Credit savings credit (up to £5.75 a week for a single person)\*

The income that we take into account, less any that is ignored, is then added together to work out your chargeable income. Your weekly charge for your care home placement will be all of your chargeable income minus £24.90, which we allow you for personal expenses.

\* If you are over 60 but do not qualify for Pension Credit savings credit because your weekly income is more than the Department of Work & Pensions allows, we will ignore £5.75 of your income in working out your care home charge.

# Temporary resident

A temporary resident is one whose stay in a care home is not expected to last longer than 52 weeks (one year). A temporary resident will have a charge assessment much like a permanent resident, but with some differences in the treatment of capital and income. We will also consider allowing you to keep more of your chargeable income to meet certain household expenses that continue while you are in temporary care accommodation.

## Your capital & savings

Your capital and savings will be treated in the same way as for a permanent resident except that the value of your own home will be ignored if:

- You intend to return to that home
- Or
- You are taking reasonable steps to sell the property in order to buy one that will be more suitable when you leave the care home.

## Your income

Your income will be treated in the same way as for a permanent resident except that we will ignore Attendance Allowance, Disability Living Allowance (care component) and benefits that are paid towards your housing costs.

If your income support or pension credit includes an amount towards housing costs such as mortgage interest, this will be ignored. If you are a tenant, any housing benefit paid to meet your rent while you are in care home accommodation will also be ignored. Subsidy paid to meet charges for Supporting People services, such as warden services in sheltered housing, are also not taken into account in working out your charge for care home accommodation.

## Your continuing household expenses

We will disregard a reasonable amount of your chargeable income in order to allow you to meet continuing household expenses such as:

- Mortgage interest, service charges and rent not met by benefits
- Housing support charges not met by Supporting People subsidy.

---

## Benefits & care home accommodation

Going into a care home, whether permanently or temporarily, may affect your entitlement to benefits.

**As well as assessing your assessed charge we will also check your benefits and help both you and your partner or carer to claim the right benefits.**

### If you pay for your care home yourself

If you fully fund your care home accommodation yourself and do not get any financial help from Islington Council, then your benefits are paid at the same rates as if you were still living independently in the community. This also applies to people who enter into a deferred payment agreement, see page 16.

However, even if you pay for your care home yourself, you should still let the Department of Work and Pensions know about your change of address and circumstances. If you lived with a partner before you moved permanently into a care home, your benefits will be re-assessed as though you are a single person. Both you and your partner may need to re-claim benefits as single people, even if you are married or have a civil partnership.

### If your care home is paid for by social services

Whether your move to a care home is temporary or permanent, you will not be paid Attendance Allowance or Disability Living Allowance (care component) after the first four weeks if Social Services fund the placement. This may lower your Income Support or pension credit. These changes may start earlier if for example, you have been in hospital shortly before you go into the care home.

## Charges for care homes

### Information about paying for accommodation and care if you need to move into a care or nursing home

---

#### If your existing carer is paid Carer's Allowance

If someone who looked after you is paid Carer's Allowance or the carer's premium of certain means-tested benefits, their entitlements to benefits will be affected by your loss of Attendance Allowance or Disability Living Allowance (care component). They should inform their benefits office of your move to a care home to ensure their benefits are recalculated to the correct amount. Our Income Maximisation staff will be able to advise them about their benefits.

#### If your spouse gets your private pension

If you choose to pass on at least 50% of your occupational or private pension to your spouse or civil partner, this will be ignored in working out your care home charge as explained on page 22. If your spouse or civil partner gets means-tested benefits, such as income support or pension credit, they may be worse off or no better off. Our staff will be able to advise you or your partner about how your partner's benefits will be affected if you are considering passing on part of your personal or occupational pension.

#### Help with your rent

Permanent admission to a care home will lead to an immediate loss of entitlement to Housing Benefit, however, our staff may be able to help you to continue to get housing benefit for the notice period when you end your tenancy.

If your move to a care home is temporary and you intend to return to live in your own home (and it is not being sub-let during your absence) you may be entitled to Housing Benefit for some or all of your period of absence.

---

## How you can pay your care home charge

If you move into a care home we may invite you to enter into an agreement to pay your assessed charge direct to the home. The home will advise you or your representative how to make payment.

Otherwise you can pay your assessed charge direct to the financial assessment and income recovery team. We accept payment by:

- **Direct Debit** – A direct debit mandate will be sent to you on request, this has to be filled in, and the original returned to us. Payments by direct debit will be deducted on a four-weekly basis.
- **Debit or credit card** – You can pay over the telephone using a credit or debit card by calling 020 7527 2178
- **Cheque** – Made payable to London Borough of Islington and addressed to London Borough of Islington, Financial assessment and income recovery team, 1st Floor, 7 Newington Barrow Way, London, N7 7EP.

# Help if you are struggling to pay your contribution

If you are having trouble paying your contribution or managing your debt, there is advice and information out there that may help.

In the first instance give the Financial Assessment team a call on 020 7527 3417 – **do not ignore the invoices and letters**. If you let us know that you are having difficulty we can help you to sort out the problem. We can even help you deal with other debts you may have with the Council such as council tax or parking tickets.

[www.islington.gov.uk/advice/money-advice](http://www.islington.gov.uk/advice/money-advice)

There are also specific money advice agencies that may be able to help:

- Community Legal Service who publishes a booklet called Dealing with Debt
- Personal advice is available on the CLS advice line: 0845 345 4345
- Advice and assistance is also available from The Debt Advice Trust on 0800 988 7559 or visit their website
- The National Debtline on 0808 808 4000 can also advise you about coping with debt and may be able to assist you with a debt management plan.

## What to do if you think your charge is wrong

Contact the Financial Assessment Officer who worked out your charge. Her or his name will be on the letter we send telling you about the charge you will need to pay for the care placement and any associated care services.

If you are still not satisfied, you can ask for a review of your charge. Complete the query form, which came with the assessment and send it to the manager of the residential assessment team. The manager will look at your charge again and give you a decision within 28 days of requesting a review.

If you are still not satisfied, you can make a formal complaint to the Social Services Complaints Officer by calling 020 7527 2178 or writing to Customer Services Team, 7 Newington Barrow Way, London, N7 7EP

---

## Useful addresses

### **Processing Services**

#### **Financial Assessment and Income Recovery**

1st Floor

7 Newington Barrow Way

London N7 7EP

**T** 020 7527 3417

**F** 020 7527 8363

**E** incometeam@islington.gov.uk

### **Income Maximisation Team**

Islington Adult Social Services

222 Upper Street, London N1 1XR

**T** 020 7527 8600

Or Freephone 0800 731 8081

**F** 020 7527 1114

**E** claimit@islington.gov.uk

## Adult Social Services in Islington

### **The Access and Advice Service**

**T** 020 7527 2299

**Minicom** 020 7527 6475

**E** access.service@islington.gov.uk

### **Islington Learning Disabilities Partnership**

52d Drayton Park, London N5 1NS

**T** 020 7527 6600

**Minicom** 020 7527 6619

**F** 020 7527 6607

**E** learning.disabilities@islington.gov.uk

You can find out about all of Islington Council's services at our website:

**[www.islington.gov.uk](http://www.islington.gov.uk)**

## Charges for care homes

Information about paying for accommodation and care if you need to move into a care or nursing home

---

## Additional Contacts and Advice

Please find below a list of contacts and information services

### For independent Advice and Information:

#### Islington Citizens Advice Bureau

222 Upper Street  
Islington N1 1XR  
T 0844 4111 444

#### Centre 404

404 Camden Road  
London N7 0SJ  
T 020 7607 8762

#### Disability Action Islington

Unit 3 Marquess Estate  
St. Paul's Road  
London N1 2SY

### The voluntary sector also provides support with legal advice, benefits appeals and representation:

For free and confidential advice, call the Islington Advice Line on **0203 475 5080** or email **admin@rcjadvice.org.uk**. This advice line has advice and support provided by Islington's Citizen Advice Bureau, Islington's Law Centre, Islington People's Rights and Disability Action in Islington.

## Information and advice about debt

The **National Debt line** for free confidential and independent debt advice go to **www.nationaldebtline.co.uk** or call **0808 808 4000**.

The **Money Advice Service** provides a national online service offering advice and financial health checks. Visit **www.moneyadvice.service.org.uk/yourmoney** or call **0300 500 5000**

**Support for victims of loan sharks:** Loan sharks are criminals who are not licensed to issue loans, so borrowers do not have to pay them back. For support or to confidentially report a loan shark, contact the illegal Money Lending Team on **0300 555 2222** or **reportaloanshark@stoploansharks.gov.uk**

---

## I want a review of my care home charge

Please print clearly.

Name: .....

Address: .....

.....

Postcode: .....

Telephone number: .....

I disagree with the charge because:

.....

.....

.....

.....

.....

.....

.....

(Please give your reasons)

Now: send this form to:

**Processing Services**

**Financial assessment and income recovery team**

7 Newington Barrow Way

London, N7 7EP

# Charges for care homes

Information about paying for accommodation and care if you need to move into a care or nursing home

---



**Do you need this information in another language or reading format such as Braille, large print, audio or easy read?**

**Please contact 020 7527 2178.**

### **Bengali**

যদি আপনি এই তথ্য গুলো আপনার নিজ ভাষায় পেতে চান, তাহলে দয়া করে 020 7527 2000 নম্বরে যোগাযোগ করুন।

### **Chinese (Traditional)**

如果你想要這資料的中文本, 請致電 020 7527 2178 聯繫。

### **Somali**

Haddii aad jeclaan lahayd macluumaadkan oo ku qoran luqadaada fadlan la xidhiidh 020 7527 2178

### **Turkish**

Buradaki bilgilerin Türkçesini istiyorsanız, lütfen 020 7527 2178 numaraya telefon edin.


If you would like to know more about our Charges for care homes, please contact:


### **Financial assessment and income recovery team**


**1st Floor**

**7 Newington Barrow Way**

**London N7 7EP**

 **020 7527 2178**

 **020 7527 8363**

 **incometeam@islington.gov.uk**