



**Offer day:
16 April
2020**

Islington Schools: Inspiring Learning and Achievement

Your guide to the school application process
for children born between:

1 September 2015 and 31 August 2016

Closing date: 15 January 2020

Location map

Key

- Primary Schools
- Municipal Offices/Town Hall
- 🚉 Rail Stations
- 🚇 Underground Stations
- 🌳 Parks and open space
- Major roads
- Minor roads
- ++ Rail lines

1. Ambler Primary School and Children's Centre
2. Ashmount Primary School
3. Blessed Sacrament Catholic Primary School
4. Canonbury Primary School
5. Christ the King Primary School
6. City of London Primary Academy (COLPA-I)
7. Clerkenwell Parochial Primary School
8. Copenhagen Primary School
9. Drayton Park Primary School
10. Duncombe Primary School
11. Gillespie Primary School
12. Grafton Primary School
13. Hanover Primary School
14. Hargrave Park School
15. Highbury Quadrant Primary School
16. Hugh Myddelton Primary School
17. Hungerford Primary School
18. Laycock Primary School
19. Montem Primary School
20. Moreland Primary School and Children's Centre
21. Newington Green Primary School
22. Pakeman Primary School
23. Pooles Park Primary School
24. Prior Weston Primary School and Children's Centre
25. Robert Blair Primary School and Children's Centre
26. Rotherfield Primary School
27. Sacred Heart Catholic Primary School
28. St Andrew's (Barnsbury) CE Primary School
29. St Joan of Arc Catholic Primary School
30. St John Evangelist Primary School
31. St John's Highbury Vale Primary School
32. St John's Upper Holloway CE Primary School
33. St Joseph's Catholic Primary School and Nursery
34. St Jude and St Paul's CE Primary School
35. St Luke's CE Primary School
36. St Mark's CE Early Years and Primary School
37. St Mary Magdalene Academy
38. St Mary's Islington CE Primary School
39. St Peter and St Paul Catholic Primary School
40. The New North Academy
41. Thornhill Primary School
42. Tufnell Park Primary School
43. Vittoria Primary School
44. Whitehall Park School
45. William Tyndale Primary School
46. Winton Primary School
47. Yerbury Primary School



Welcome

Providing good quality schools for Islington's young people is a top priority for the borough. We are passionate about supporting children to have the best start in life. Providing high-quality learning forms part of our commitment to a fairer Islington and our ambition to make Islington the best place for young people to grow up in.

Islington's primary schools already have a lot to be proud of, with 93% of them having been judged as good or outstanding by Ofsted, which is well above the national figure of 87%. Our ambition is for local schools to continue to improve, through creative teaching and supportive staff, so every child is given the attention they need to develop and thrive, whatever their background or ability.


We are proud to be one of only a few London councils to offer free school meals to all primary school children, which as well as providing them with a healthy and nutritious meal, is also helping families out with the cost of living. All of our schools offer a range of after school clubs and breakfast clubs too.

We all know how important it is to support our children's social, emotional, communication and team work skills. Building our children's ability to be creative and adaptable

is vital for their future prospects. That's why the council is partnering with cultural organisations and local employers to enhance our children's education and let them enjoy the world-class opportunities on their doorstep.

This brochure gives you all you need to know about Islington's primary schools, including how to apply online. If you need any help or advice about making an application, our School Admissions team is here to help.

Finally, I'd like to take the opportunity to wish your child every success as they embark on the first stage of their school journey.



Councillor Kaya Comer Schwartz
Executive Member for Children,
Young People and Families



Contents

Section 1: Before you apply

About schools in Islington	7
Dates to remember	8
Top tips before you apply	9
Our pledge to you	11

Section 2: How to apply

Apply online	13
About school applications	15
Admission criteria for community schools	20
Criteria flowchart	24
Table of school places	25

Section 3: What happens next

What happens to your application?	29
Offer Day	29
Waiting lists and appeals	30
Junior admissions and applying during the school year	32
Fair Access	33

Section 4: Islington's schools

Ambler Primary School and Children's Centre	35
Ashmount Primary School	36
Blessed Sacrament Catholic Primary School	37
Canonbury Primary School	38
Christ the King Primary School	39
City of London Primary Academy (COLPA-I)	40
Clerkenwell Parochial Primary School	41
Copenhagen Primary School	42
Drayton Park Primary School	43
Duncombe Primary School	44
Gillespie Primary School	45
Grafton Primary School	46
Hanover Primary School	47
Hargrave Park School	48
Highbury Quadrant Primary School	49
Hugh Myddelton Primary School	50
Hungerford Primary School	51
Laycock Primary School	52
Montem Primary School	53
Moreland Primary School and Children's Centre	54
Newington Green Primary School	55

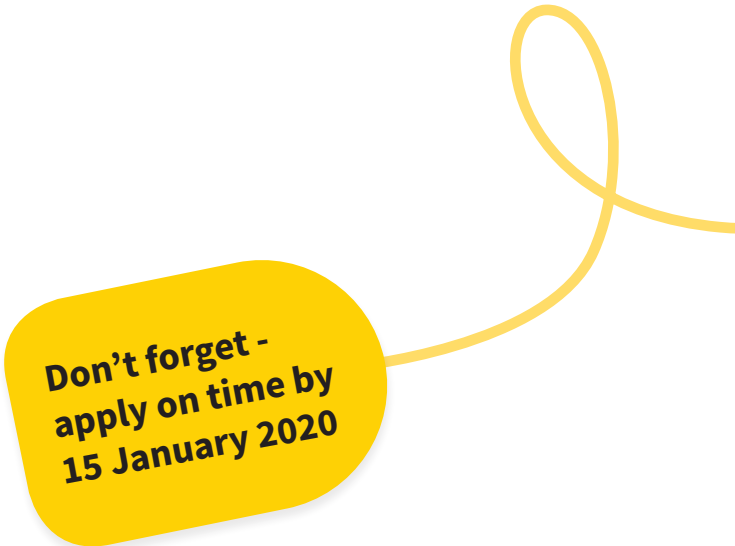


Section 4: Islington's schools

Pakeman Primary School	56
Pooles Park Primary School	57
Prior Weston Primary School and Children's Centre	58
Robert Blair Primary School and Children's Centre	59
Rotherfield Primary School	60
Sacred Heart Catholic Primary School	61
St Andrew's Primary School	62
St Joan of Arc Primary School	63
St John Evangelist Primary School	64
St John's Highbury Vale Primary School	65
St John's Upper Holloway CE Primary School	66
St Joseph's Primary School	67
St Jude and St Paul's Primary School	68
St Luke's Primary School	69
St Mark's CE Early Years and Primary School	70
St Mary Magdalene Academy	71
St Mary's Islington CE Primary School	72
St Peter and St Paul Catholic Primary School	73
The New North Academy	74
Thornhill Primary School	75
Tufnell Park Primary School	76
Vittoria Primary School	77
Whitehall Park School	78
William Tyndale Primary School	79
Winton Primary School	80
Yerbury Primary School	81

Section 5: Useful information and contacts

FIS, Bright Start and Free School Meals	83
Additional Educational Needs	84
Attendance Matters	85
Transport	86
Glossary	87
Key Information	91



A young boy with short dark hair and black-rimmed glasses is looking towards the right. He is wearing a dark blue hoodie. The background is slightly blurred, showing other children in a classroom. An orange teardrop-shaped graphic is overlaid on the top left corner, containing the text.

Section 1: Before you apply

About schools in Islington

Top of the class!

Did you know that 93% of Islington primary schools have been judged as good or outstanding by Ofsted? That is well above the national figure of 87%.

The aim of this brochure is to help you make an informed decision about which school will best suit your child. If you do need any extra information, please email us with your query at admissions@islington.gov.uk or call us on 020 7527 5515.

When does my child start school?

All children will be offered a full-time school place for the start of the school year in which they turn five. The expectation is that the place is taken up in September at the start of the school year.

Can I defer or delay my child's start in reception class?

You can opt to **defer** your child's start in reception class until later in the school year. Your child must however be in full-time education by the time they reach compulsory school age (the term after their fifth birthday). If you are thinking of deferring your child's school place, you should discuss this with the

head teacher of the offered school before coming to a final decision.

Parents of [summer born children](#) can opt to **delay** their child's admission to reception class until the following school year when the child reaches compulsory school age. If you are considering this option, please let the School Admissions team know as soon as possible. You will need to submit a written request asking to delay your child's admission to reception class. You will also need to submit a new admissions application the next year, and your existing application (or school place if already offered) will be withdrawn.

An early start to get ahead!

Whether part-time, or full time, early years education has been shown to provide children with significant advantages in their educational outcomes. Until your child starts reception class, they are entitled to a funded early education place for 38 weeks (either 15 hours or 30 hours a week, depending on eligibility). For more information please contact the [Family Information Service](#) on 020 7527 5959.

Dates to remember

Date	What happens?
September 2019	You can apply online from 1 September 2019 to 15 January 2020
10 January 2020	Recommended application return date: submit your online application by this date. If you miss the deadline, your application will not be processed until after all on time applications
15 January 2020	Application deadline: this is the final date for you to submit your application online. We strongly recommend that you submit your application by 10 January 2020
15 January 2020	Exceptional social/medical application deadline: you must submit your application and supporting documentation by this date in order for it to be considered alongside all on time applications
16 April 2020	Offer day: you will receive your result by email in the evening of 16 April 2020
30 April 2020	Acceptance deadline: you must accept (or decline) your school place by this date. You can do this online.
15 May 2020	Appeal deadline: submit your online appeal for an Islington community school by this date. For other types of schools, please refer to the school's website. Remember, you can still appeal even if you have accepted a place at a different school.
31 December 2020	Waiting Lists: Your child's name will automatically be removed from all waiting lists. To add your child to a waiting list, you will need to submit an in-year application .

Top tips before you apply



DO:



1. Apply on time – only 40% of applicants who applied late were offered one of their preferred schools compared to 97% of on time applicants
2. Remember to apply even if your child attends the nursery of your preferred school. **There is no automatic entry to reception from nursery.**
3. Visit schools – this is the best way to get a ‘feel’ for the school. You can meet a member of the leadership team, ask questions and see the school in action
4. Think about what is right for your child – don’t rely on what others tell you, visit the school and experience it first-hand
5. Talk to your child – involve them as much as you can
6. Think about the journey – how easy will it be to get to the school? Some schools may be further away but are easier to get to
7. Check the admission criteria and cut-off distance – how likely is it that your child will be offered a place? You can check by clicking on the link in the school fact file
8. Use all six preferences – make sure you include at least one local school
9. Ask the School Admissions team for advice – they can’t tell you which schools to apply for, but they can explain the admission criteria and check whether you would have got a place last year
10. Make sure you press ‘**submit**’ when you finish your online application. You should then receive a reference number confirming safe receipt.

DON'T:



1. List private schools on your application – you should apply directly to the private school
2. Wait till the last minute to apply – you may have a problem getting online or logging on. Give yourself plenty of time to think things through carefully
3. List only one school – your application will not be treated more favourably and you could lose out on another school you like.

**Don't forget -
apply online by
15 January 2020**

Our pledge to you

Islington Council is committed to providing quality customer service. We make the following promise to everyone who lives, works in, or visits the borough:

- We will be fair in the way we deliver services and treat everyone equally, with courtesy and respect
- We will provide polite, welcoming and efficient services that are accessible to all
- We will provide helpful information and secure transactions on our website
- We will answer our phones quickly and endeavour to deal with your enquiry or issue during your first call. If we can't we will call you back the next working day
- We will respond to your emails and letters in plain English within ten working days
- We will respond to your complaints within 21 days
- We will seek your feedback on the services we provide and publish the results on our website.



Section 2: How to apply



Apply online

If you live in Islington, you need to apply using [Islington's online application form](#).

When can I apply?

You can apply from **1 September 2019** until **15 January 2020**.

Applications made by the deadline are 'on time' and will be processed before 'late' applications made after this deadline.

We strongly recommend that you submit your application by **Friday 10 January 2020** in case there are any issues with submitting your application (e.g. problems with internet access, forgotten username or password etc.).

Why apply online?

1. You can do your application in stages. You can review the order of schools listed, and other information as many times as you want before you submit your online application.
2. The online system checks for errors or missing information.
3. The system is secure and your information is safe.
4. A reference number is sent to your registered email confirming safe receipt of your application.
5. There is no need to pay for postage.

How do I get started?

You will need an email address. You can register for a free email account with a number of providers. The London e-Admissions system recommends Gmail. [Click here to create an account](#). For instructions about how to create an email address, watch this handy [YouTube](#) tutorial.

I have an email address, what next?

[Click here to access the London e-Admissions system](#) and register your email address. Once you have done this, you will receive an email explaining how to make your application.

When do I find out which school has been offered?

National Primary Offer Day is **16 April 2020**. In the evening:

- you will receive an email telling you which school has been offered
- OR
- you can log on to the London e-Admissions system to view your offer online.

Who can help me with the online application?

The School Admissions team can offer telephone advice and talk you through the online application.

The team also offers one to one support from 222 Upper Street. Please call 020 7527 5515 to arrange an appointment.

For technical queries and assistance, please contact the London e-Admissions helpdesk:
E: support@eadmissions.org.uk
T: 020 8255 5555 (Option 1)

ParentComms

Why not sign up for ParentComms? Using the app, you will be able to receive the outcome of your application on your mobile device. You can download the free ParentComms app from the [Apple AppStore](#), [Google Play](#) or [Windows Phone Store](#) by registering your username and password. You will receive reminders about the closing date and any pending applications that need to be submitted by the deadline.



Make a note

Please make a note of the following details as you will need this information to access your application, and offer in April:

Application Reference Number:

Username:

Password:

About school applications

1. You must apply to the local authority **where your child lives**. Islington residents should [apply online here](#).
2. **If your child attends a nursery class in an Islington primary school, there is no guarantee they will get a place in the school's reception class.** You must submit an online application for admission to reception class. If you do not apply, your child may be left without a school place.
3. You can list up to six schools on your application. The schools can be in Islington or in another local authority. There is no advantage in listing only one or two schools. We highly recommend that you list six schools, and include at least one school near to where you live.
4. List the schools in the order you prefer, with your favourite school first. Your preference order is not disclosed to schools.
5. It is a good idea to list your nearest schools. If you do not apply for any of the schools close to you, there is a risk that if you do not secure a place at one of your preferences, local schools may already be full, and your child could end up having to travel further away to get to school.
6. Do not list private schools. You need to apply directly to fee-paying schools.
7. As well as the main online admissions application, you may need to complete a supplementary information form (SIF) for some schools. This information is included in the fact file. The SIF must be sent directly to the school. **You must still complete the online application.**
8. You must submit your application online by **15 January 2020**. If it is late your chances of getting a place at your preferred school may be reduced.

Application address

The address that we will use to process your application will be your child's permanent address on **15 January 2020**. We can only use one address. This must be the official address where your child spends most of their time Monday to Friday.

Please note that we may not accept a temporary address if you still possess a property that was previously used as a home address; nor accept a temporary address if it is used solely or mainly to obtain a school place.

We may also carry out additional checks with the new school to see whether the child's home address has changed since the application was completed and will investigate all applications where:

- there are any doubts about the information originally provided
- information has been received from a member of the public to suggest misleading information has been provided and a fraudulent application made

- the council tax account is in a different name from the applicant's.

The provision of false or misleading information will result in the school place being withdrawn, and may lead to prosecution.

Whistleblowing

Islington Council takes a firm stand against any attempt to obtain a school place by fraud. If you provide false or deliberately misleading information whilst completing a school admissions application, or use a temporary address intentionally for the purpose of gaining an advantage over other applicants, your application will become void.

If you know someone who intends to use, or has used, a false address to obtain a school place, you can report this confidentially to the Islington School Admissions team on 020 7527 5515 or email admissions@islington.gov.uk.

Shared parental responsibility

If parents live separately, but the child lives equally with both, then it is the parents' responsibility to make this clear at the time of the application and to provide supporting evidence in respect of both addresses, for example, a Residency Order from a court.

Please note that only one address can be used for school admission purposes and the final decision will rest with the Islington School Admissions team.

Proof of address

In order for us to verify your address, please provide your **council tax reference number** (you can find this on your council tax bill). If you cannot provide this, please provide a copy of your most recent rent, mortgage statement or tenancy agreement.

If you cannot obtain these documents, please provide at least two alternative documents. For example: utility bill; bank statement; GP, hospital, dentist or optician letter.

We also require proof that the child you are applying for lives with you. Therefore, please provide a copy of your most recent child benefit or family tax credit letter which clearly states your child's name and address.

If you do not receive child benefit or family tax credit, please provide at least two alternative documents to prove your child lives with you. For example: a letter from your child's GP, dentist, hospital, optician; NHS Medical Card; or the page within your child's health record book that has his/her name and address.

Please ensure that copies of documents provided are not older than 12 months. Documents can be uploaded with your online admissions application. If we require further information, we will contact you. **Do not delay submitting your application if you do not have the appropriate proofs of address as we can offer advice on what to do next.**

Change of address

If your child moves after **15 January 2020**, then please provide a copy of the documents listed above. This is to ensure your application is handled correctly.

Children of UK service personnel or crown servants

If you, or your partner, are a serving member of UK forces with a confirmed posting to Islington, or a crown servant returning from overseas, we will use the posting address provided by your employer as long as you provide us with documentary supporting evidence of your relocation date and Islington address.

There is no guarantee that a place will be available at your preferred school; each application will be considered in line with the school's admission criteria. If an offer can be made, then that place may be held for a reasonable period, depending on individual circumstances.

If we cannot offer your child a place at your preferred school, then we will in advance of your

return, allocate the nearest Islington community school to your home address that has a place available. Where your child is first on the waiting list, we will ask the school to go over number and admit your child as an 'excepted' pupil in line with provisions in the School Admissions Code.

Late applications

If we receive your application after **15 January 2020** then your application will be late. This means it will not be considered until we have allocated school places for all applications received on time. This could reduce your chances of getting a place at the school you want.

If there are exceptional reasons why it was not possible to make your application by the deadline, please email us at admissions@islington.gov.uk providing any supporting documentation.

Privacy Notice

London Borough of Islington will handle the information you have provided in line with the provisions of the Data Protection Act 2018. Any personal information will be held in confidence with only the necessary people able to see or use it. For more information about how we process personal data about you or your child, please [click here](#)



Admission criteria for community schools

Children with an Education, Health and Care Plan (EHCP)

If your child has an EHCP, they will be admitted to the school named in the EHCP.

Oversubscription criteria

When more applications are received than there are places available, the following criteria will be used to decide which pupils are offered a place at an Islington community school in the order listed below:

1. Children looked after/ Previously looked after

This refers to children who are in the care of a local authority and children who have been adopted (or made subject to a child arrangements order or special guardianship order) immediately after being looked after.

2. Siblings

A sibling is defined as a brother or sister, half-brother or sister, step-brother or sister or adopted

brother or sister, whose main residence is at the same address. This criterion will apply to applicants with a sibling living at the same address who is on the roll of the preferred school (reception class to year 6), or co-located Special School, at the time of the proposed admission in the new academic year.

3. Exceptional social/medical needs

The Director of Children's Services, on an individual basis, may give priority to applicants who can demonstrate that admission to a particular school is necessary on the grounds of professionally supported exceptional medical, social or special educational needs. Parents must supply details of any such special factors at the time of the original application (together with recent supporting documentation), to enable these factors to be considered.

If your child has an exceptional social (for example child protection/safeguarding issues) or medical need (for example if your child requires wheelchair access) to attend a specific Islington community school, then please provide professional evidence (e.g. from a doctor or educational psychologist) and complete our social/medical application explaining why this is the only school that can meet your child's needs. The form is available for download [here](#).

Your case will be considered by a panel comprising a senior admissions officer, educational psychologist and senior social worker. The panel will consider the evidence presented and consult relevant professionals as necessary to determine:

- a. whether your child has an exceptional social or medical need and
- b. that this need can only be met by a specific school.

Please note late applicants applying under social/medical criterion can be prioritised only on the waiting list.

4. Distance

Applicants will be prioritised by distance (starting with the nearest). Nearness to schools is measured on a computerised mapping system using a straight line distance measurement. Routes will be calculated from the home address (as defined by the Land and Property Gazetteer) to the midpoint of the school grounds (as determined by the London Borough of Islington).

Tie breaker

Distance will be used as a tiebreaker for criteria 1, 2 and 3. If only one place is available and two or more children live an equal distance from the school, the child who will be offered the place will be determined by random allocation using a computerised system.

How we calculate home to school distances

We use the Capita ONE system to calculate the distance from your child's home (the start point) to the school (the end point). This system calculates the distance in miles to three decimal places. The routing database system uses two

dimensional maps. This means it does not take into account any contours or terrains.

The start point (applicant's home)

For calculation purposes, Islington Council uses the National Land and Property Gazetteer (NLPG) database to determine the start point for Islington addresses. The starting points for other addresses are provided by your home local authority. Calculations are based on the assumption that the child's home address is classified at the point of application as a residential property.

If you live in a block of flats where you use a communal entrance, we will use the NLPG point for the block and not the centroid of your individual flat for the distance calculation.

The end point (school)

The centre of the school grounds is used as the end point for home to school distance as defined by Islington Council.

Please note that you cannot compare distances produced on Islington's Capita ONE system to those calculated using any personal or online geographical information system software you may have access to such as satellite navigations systems or Google maps.

Islington residents can obtain an approximate distance measurement to any Islington school by clicking [here](#).

Alternatively, you can call the School Admissions team for an approximate measurement on 020 7527 5515.

Cut-off distance

Cut-off distances vary from year to year, and are given only as a guide to help you assess the likelihood of being offered a place under the distance criterion.

Please note that living within the previous year's cut-off distance does not guarantee your child a place at the school.

Multiple births

Key Stage 1

If only one place is available at the school in reception class, Year 1 or Year 2 and the next child who qualifies for a place is one of multiple-birth siblings, or has a sibling who is eligible for admission in the same year group, schools will go over their published admission number to support the family. These children will be deemed 'excepted' pupils under KS1 class size legislation.

Key Stage 2

For pupils in Years 3-6, if only one place is available at the school and the next child who qualifies for a place is one of multiple birth siblings, or has a sibling who is eligible for admission in the same year group, we will ask community schools to admit the siblings and go over their published admission number to support the family.



Criteria flowchart

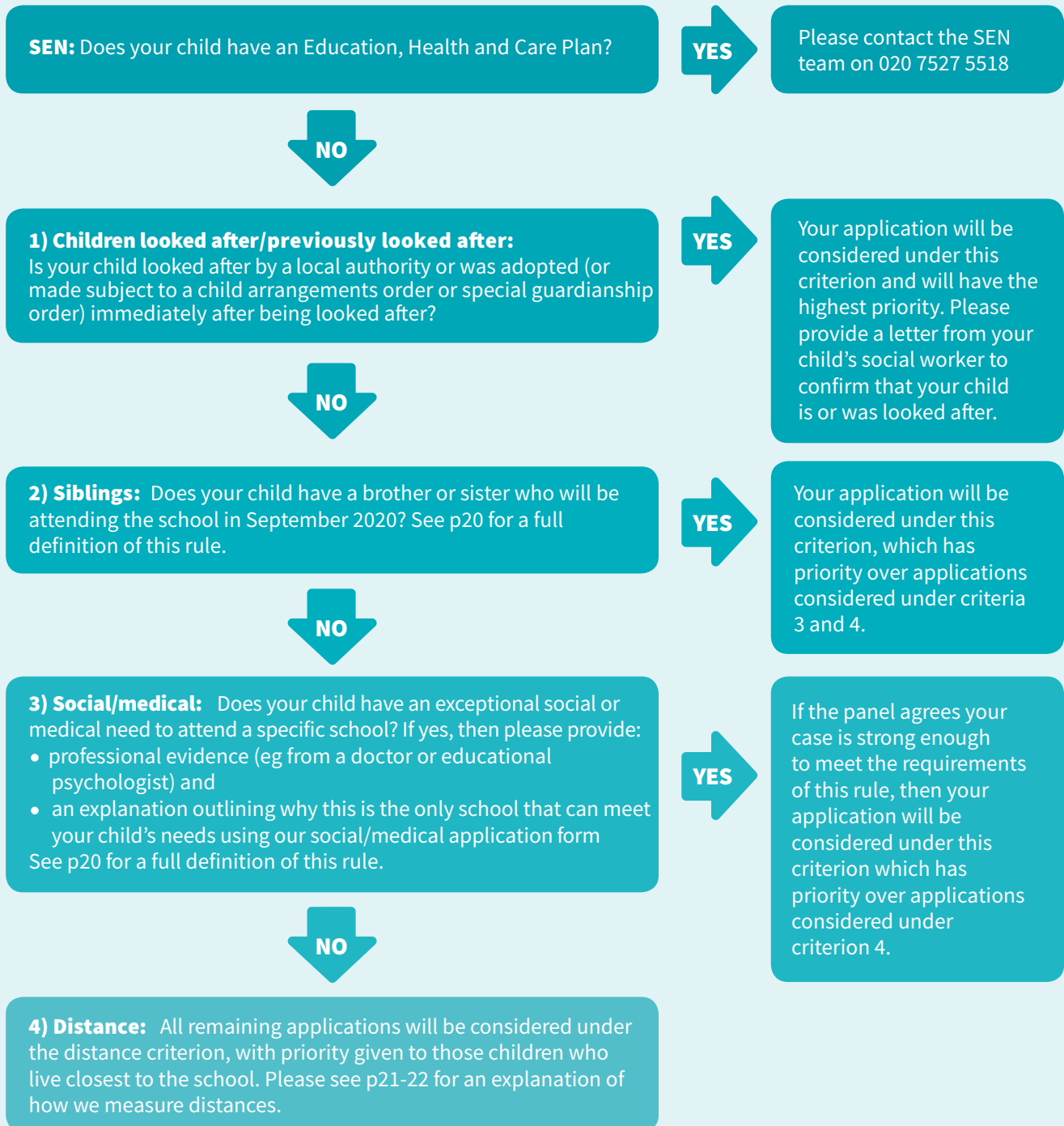


Table of school places

The table below provides a summary of information for Islington primary schools for last year's admission round (admission in September 2019).

SCHOOL INFORMATION			APPLICATION INFORMATION		OFFER INFORMATION									APPEAL INFORMATION	
Name of school	School Type	Published admission number	Number of applications received	Number of first preference applications received	Number of places offered	Number offered under Children looked after/Previously looked after criterion	Number of children admitted via the SEN process	Number of children offered under sibling criterion	Number of children offered under the social/medical criterion	Number offered under other criteria	**Number of children reserved a place at their nearest school with a vacancy	Number of children offered under the distance criterion	Cut off Distance (miles)	Number of appeals lodged	Number of appeals upheld
Ambler	Community	60	311	99	60	0	2	36	1	N/A	0	21	0.262	4	0
Ashmount	Community	60	274	52	60	1	0	22	0	N/A	0	37	0.501	0	0
Blessed Sacrament	VA	30	34	12	12	0	0	3	0	Faith: 5	0	5	Does not apply	0	0
Canonbury	Community	60	284	48	60	0	0	24	0	N/A	0	36	0.545	1	0
Christ The King	VA	60	87	29	36	0	0	13	0	Faith: 17	0	6	Does not apply	0	0
City of London Primary Academy Islington *	Academy	30	125	46	30	0	0	5	0	N/A	0	25	0.411	3	0
Clerkenwell Parochial	VA	30	42	8	12	0	0	7	N/A	Faith: 0	0	11	Does not apply	0	0
Copenhagen	Community	60	41	8	18	0	0	4	0	N/A	7	7	Does not apply	0	0
Drayton Park	Community	45	126	24	45	0	0	7	0	N/A	5	33	Does not apply	0	0
Duncombe	Community	60	122	39	56	0	1	24	0	N/A	14	17	Does not apply	0	0
Gillespie	Community	30	270	59	30	2	0	10	1	N/A	0	17	0.213	3	0
Grafton	Community	60	308	90	60	0	0	23	3	N/A	0	34	0.317	6	2
Hanover	Community	45	149	34	45	0	0	17	0	N/A	0	28	0.294	1	0
Hargrave Park	Community	45	137	43	45	0	0	22	0	N/A	0	23	0.982	0	0
Highbury Quadrant	Community	60	112	32	58	0	0	17	1	N/A	19	21	Does not apply	0	0
Hugh Myddelton	Community	60	253	95	60	2	0	30	1	N/A	0	27	0.256	7	0
Hungerford	Academy	60	47	14	18	0	2	7	1	N/A	0	8	Does not apply	0	0
Laycock	Community	50	156	29	40	1	0	13	0	N/A	2	24	Does not apply	0	0
Montem	Community	60	102	27	32	0	0	14	0	N/A	0	18	Does not apply	0	0
Moreland	Community	60	160	46	60	1	1	22	1	N/A	0	35	0.993	0	0
Newington Green	Community	60	116	39	60	0	0	15	1	N/A	7	37	Does not apply	0	0
Pakeman	Community	45	121	35	45	0	0	20	0	N/A	0	25	0.452	0	0
Pooles Park	Community	60	61	26	32	0	0	16	1	N/A	0	15	Does not apply	0	0
Prior Weston	Community	60	81	36	37	0	1	18	0	N/A	1	17	Does not apply	0	0
Robert Blair	Community	30	70	25	30	0	0	11	0	N/A	0	19	0.521	0	0

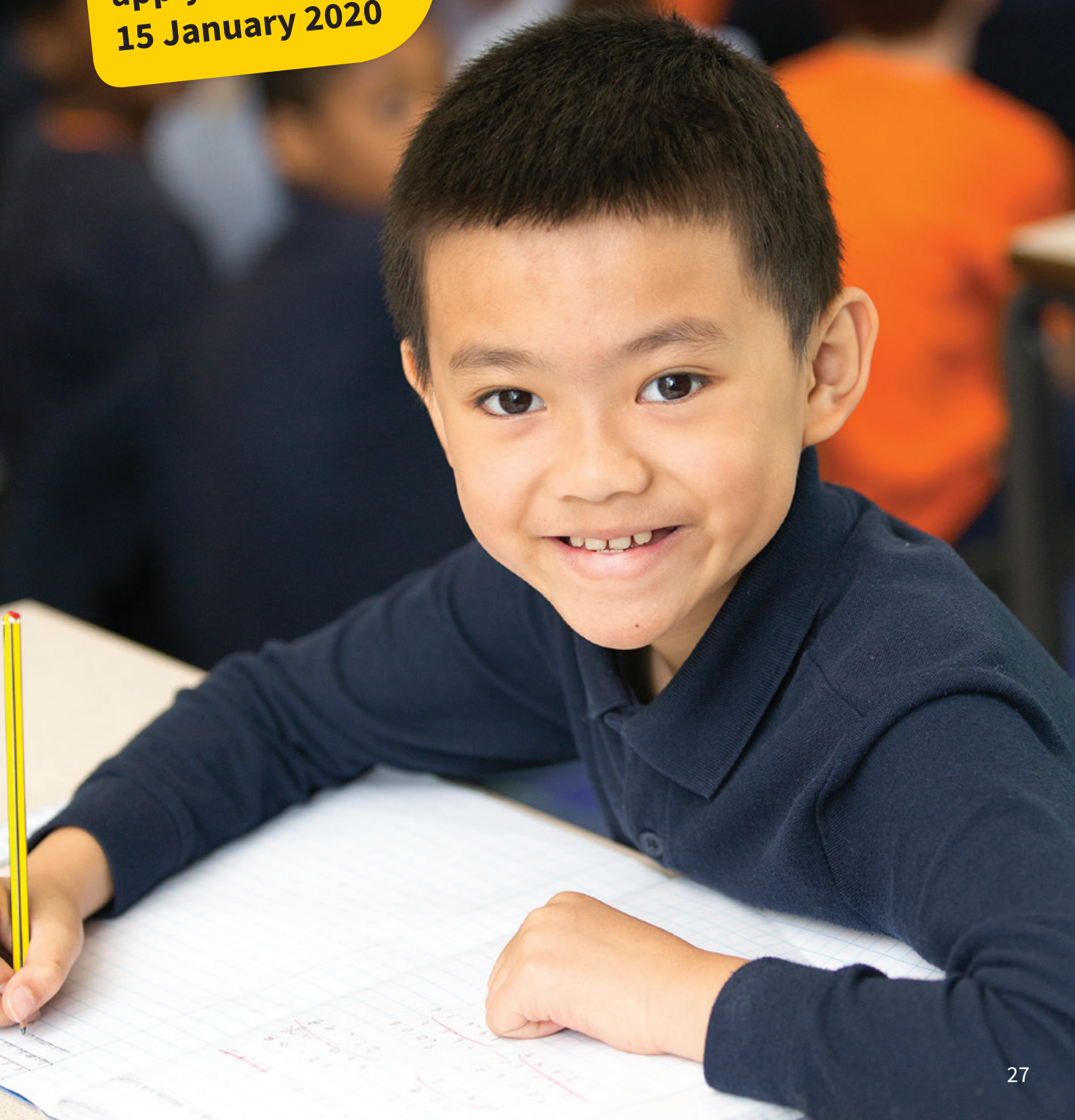
*COLPAI - PAN reduced from 60 to 30. In-year variation agreed by the ESFA.

**Applicants who did not receive an offer at one of their stated preferences were reserved places at their nearest Islington community school with a vacancy in line with the council's published admissions policy.

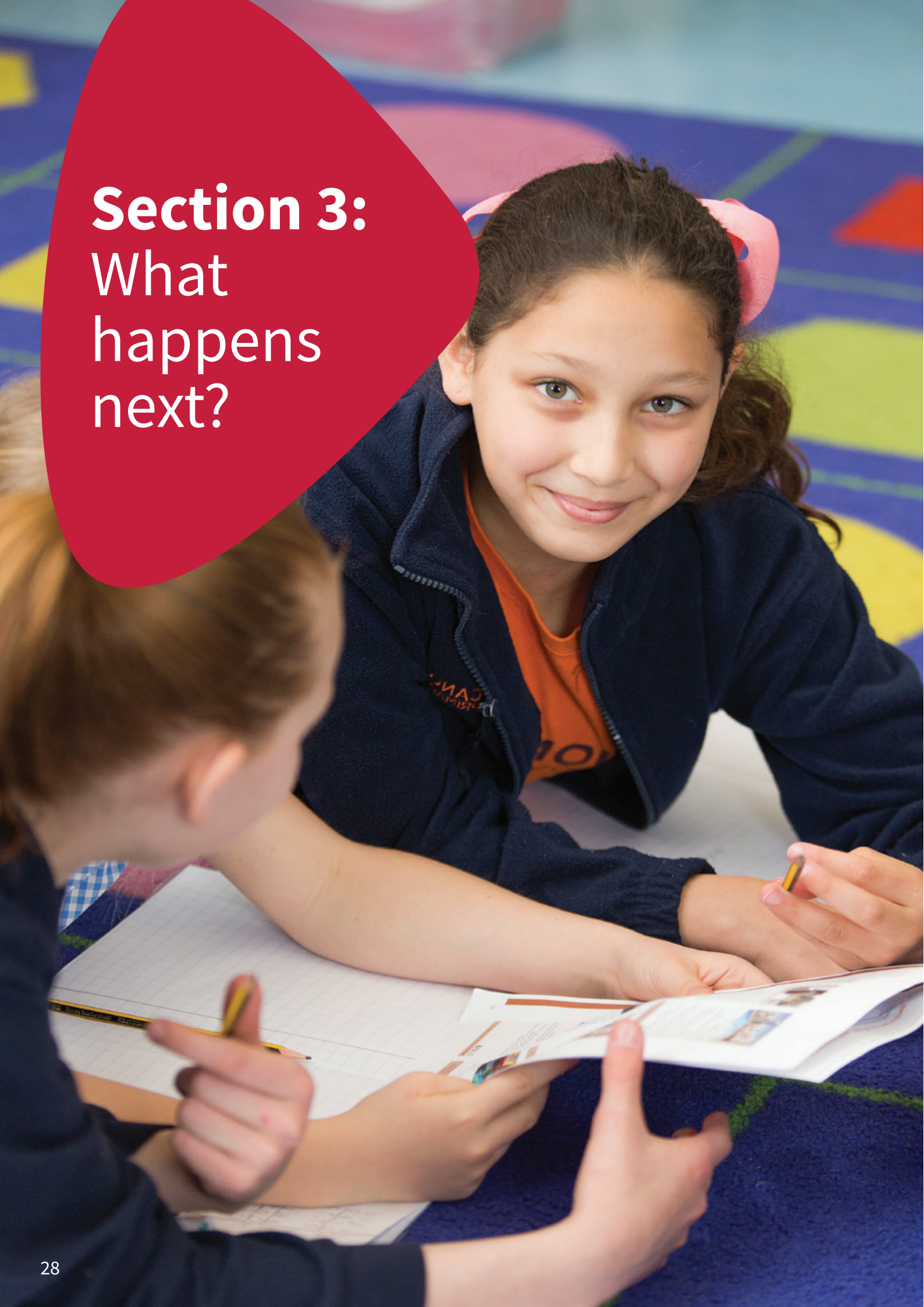
Table of school places continued

SCHOOL INFORMATION			APPLICATION INFORMATION		OFFER INFORMATION									APPEAL INFORMATION	
Name of school	School Type	Published admission number	Number of applications received	Number of first preference applications received	Number of places offered	Number offered under Children looked after/Previously looked after criterion	Number of children admitted via the SEN process	Number of children offered under sibling criterion	Number of children offered under the social/medical criterion	Number offered under other criteria	**Number of children reserved a place at their nearest school with a vacancy	Number of children offered under the distance criterion	Cut off Distance (miles)	Number of appeals lodged	Number of appeals upheld
Rotherfield	Community	60	106	40	60	1	1	15	0	N/A	12	31	Does not apply	0	0
Sacred Heart	VA	60	151	70	60	0	0	3	0	Faith: 57	0	Other criteria apply	No pupils admitted under this criterion. Last pupil admitted under criterion 8	10	0
St Andrew's Barnsbury	VA	30	83	22	30	0	0	5	N/A	Faith: 1	0	24	1.09	0	0
St Joan of Arc	VA	60	182	63	60	0	0	21	N/A	Faith: 23	0	16	0.116	1	0
St John Evangelist	VA	40	101	40	40	1	1	0	0	Faith: 38	0	1	0.151	2	0
St John's Highbury Vale	VA	30	127	33	30	1	0	11	0	Faith: 10	0	8	0.19	1	0
St John's Upper Holloway	VA	30	69	20	22	0	0	10	0	Faith: 3	0	17	Does not apply	0	0
St Joseph's	VA	60	136	57	60	0	0	23	0	Faith: 36	0	1	0.524	0	0
St Jude and St Paul's	VA	30	40	20	25	0	0	14	N/A	Faith: 0	0	11	Does not apply	0	0
St Luke's	VA	30	78	34	30	0	0	9	N/A	Faith: 6 Children of Staff: 1	0	14	0.339	1	0
St Mark's	VA	30	95	37	30	0	0	9	N/A	Faith: 7	0	14	0.167	4	0
St Mary Magdalene Academy	Academy	30	154	39	30	0	0	16	N/A	Faith: 3	0	11	0.203	0	0
St Mary's Islington	VA	30	106	10	30	0	0	5	N/A	Faith: 7	0	18	0.512	0	0
St Peter and St Paul	VA	30	72	23	28	1	0	10	0	Faith: 9	0	8	Does not apply	0	0
The New North Academy	Academy	60	81	25	30	1	0	15	0	N/A	0	14	Does not apply	0	0
Thornhill	Community	60	241	62	60	0	0	27	0	N/A	0	33	0.364	1	0
Tufnell Park	Community	90	175	33	59	1	0	14	1	N/A	6	37	Does not apply	0	0
Vittoria	Community	30	54	18	27	0	1	14	0	N/A	7	5	Does not apply	0	0
Whitehall Park	Free School	60	207	53	60	0	0	19	N/A	N/A	0	41	0.764	1	0
William Tyndale	Academy	60	366	137	60	1	0	21	0	Pupil Premium: 9	0	29	0.157	5	0
Winton	Community	30	70	31	30	0	0	15	0	N/A	0	15	0.421	0	0
Yerbury	Community	60	262	78	60	0	0	24	1	N/A	0	35	0.284	1	0

**Don't forget to
apply on time by
15 January 2020**



Section 3: What happens next?



What happens to your application?

All London boroughs and some councils bordering London are part of the pan-London school admissions scheme. This makes applying for school places in the capital fairer and simpler.

How does it work?

A secure computer system is used to exchange information between councils when residents apply for schools outside the borough where they live.

Every school you apply for is considered at the same time and your order of preference is kept confidential.

If your application meets the criteria for more than one school, you will be offered the highest preference possible and all lower preferences will be withdrawn and released to other children. So, make sure you put the school you really want first.

Each school has a set number of available places – check the school’s fact file for details.

Where a school receives more applications than there are places available (i.e. it is oversubscribed) its published admission criteria will be used to decide which pupils will be offered the places – the school’s

fact file provides a link to the admission criteria. A summary of last year’s results is provided in the [table of school places](#).

Offer Day

You will be informed of the outcome of your application on National Offer Day, **16 April 2020**. You can log onto eAdmissions from 5pm to find out the outcome of your application. You will also receive an email informing you of your result.

Please accept the place online by **30 April 2020**.

If you are an Islington resident and we cannot offer your child a place at any school listed on your application, we will reserve a place at your nearest Islington community school with an available place. We will also inform you of where there are other vacancies to enable you to apply for alternative schools.

Waiting lists and appeals

Waiting lists

Your child's name will automatically be placed on the waiting list of any school listed as a higher preference on your original application than the school place offered.

Your child will remain on the waiting list until 31 December 2020 unless we receive written confirmation that you wish to extend this further.

Please note:

- being on a waiting list will not guarantee a place at your preferred school
- your child's waiting list position can go **down** as well as up
- waiting list positions are considered strictly in accordance with the school's published admission criteria and are not affected by acceptance of a lower preference offer.

You can accept the place offered, remain on the waiting list of any higher preference school and lodge an appeal all at the same time.

Right of appeal

You have the right of appeal under the School Standards & Framework Act 1998 against the refusal of a place at any of the schools listed on your application.

An independent panel will hear your appeal and their decision is binding for both the Admission Authority and the school(s). The panel will be made up of people who have experience in education and lay members (people without personal experience of school management or the provision of education).

How do I lodge an admission appeal?

For Islington community schools, you can appeal online [here](#) by **15 May 2020**.

For other schools, contact the school directly to obtain an appeal form. The completed form should be returned to the school by the date given to you.

When will the appeal take place?

Provided you lodge your appeal for an Islington community school by the deadline above, your appeal will be heard in June or July 2020.

What does the appeal panel consider?

The appeal panel can only uphold an appeal (i.e. offer a school place) where:

1. The admission arrangements do not comply with legal requirements set out in the [School Admissions Code](#) and the [School Standards and Framework Act \(SSFA\) 1998](#)
2. The admission arrangements were not correctly or impartially applied
3. The decision to refuse admission was unreasonable given the circumstances of the case.

The panel must then decide whether the admission of additional children would prejudice the provision of efficient education or the efficient use of resources.

Class size

The law states that children in reception class (and in years 1 and 2) must not be taught in classes of more than 30 pupils with only one school teacher. This legislation will be taken into account in admission appeals.

More information about appeals can be found [here](#).



Junior admissions and applying during the school year

Junior admissions

In most primary schools, children transfer from year 2 to year 3 automatically. If your child attends an Islington primary school, then the transfer will be automatic.

However, there are some primary schools in other local authorities where the junior school is separate to the infant school.

If this is the case, then you will need to complete an online **Junior Admissions Application** with your home local authority. Islington residents can apply online [here](#).

You must submit your application form online by **15 January 2020** for it to be on time. If it is late, your chances of getting a place at your preferred school may be reduced. You will be notified of the result of your application in the evening of the **16 April 2020**.

Please contact the School Admissions team on 020 7527 5515 for further advice.

Applying during the school year

If you are an Islington resident applying for a primary school place and your child is **not** due to start reception in September 2020, you will need to complete Islington's online [In-Year School Admissions Application](#).

As Islington schools will be responsible for making offers and holding waiting lists, an individual application must be made to each preferred school.

If you live in another borough, you can also apply for an Islington school using our online form.



Fair access

All local authorities are required to have a 'Fair Access Protocol' to ensure that children without a school place are found suitable education provision as quickly as possible. If there are no vacancies in any Islington schools, we may ask schools to go over their published admission number except at Key Stage 1 (reception and years 1 and 2) due to infant class-size legislation.

Children without education provision who also fall into one of the following categories may be eligible for admission under Islington's Fair Access Protocol:

1. Children from the criminal justice system or Pupil Referral Units who need to be reintegrated into mainstream education;
2. Children who have been out of education for two months or more;
3. Children of Gypsies, Roma, Travellers, refugees and asylum seekers;
4. Children who are homeless;
5. Children with unsupportive family backgrounds for whom a place has not been sought;
6. Children who are carers; and

7. Children with special educational needs, disabilities or medical conditions (but without an Education, Health and Care Plan)

Applications for school places under Islington's Fair Access Protocol are considered by a multi-agency panel which decides whether pupils should be admitted under the protocol, and which schools should be allocated.

Schools are allocated on a 'fair share' basis to ensure no individual school takes a disproportionate number of children under the protocol. Therefore, parental preference may not always be met.

For further information, please contact the School Admissions team on 020 7527 5515 or [view the Fair Access Protocol](#).

Waiting lists

Please note that your child will remain on the waiting list until the end of the academic year in which the application is made unless you re-apply to extend this further. To remain on the waiting list, you will need to complete Islington's online [In-Year School Admissions Application](#).

Section 4: Islington's schools

Islington's community of schools includes academies, community, foundation, free, trust and voluntary-aided schools. Schools work closely with one another to meet the diverse needs of children living or being educated in Islington.



Ambler Primary School and Children's Centre

Fact file

Head Teacher: Juliet Benis

Address: Blackstock Road, N4 2DR

Map: [click here](#)

Bus routes: 4, 19, 29, 106, 210, 236, 253, 259, W4, W7

Nearest station: Finsbury Park



Type of School:	Mixed Community
Age range:	6 months - 11 years
Total number of places available at the school (YR-Y6):	420
Number of places available in reception class:	60
School start and finish times:	8.55am - 3.30pm
Accessibility:	Ground floor access only
DfE Code:	206/2015
Admissions criteria:	click here
Last pupil admitted under distance criterion in Sept 2019:	0.262 miles
Click here to calculate your home to school distance	

For more information

Website: www.amblerprimaryschool.co.uk

Contact name for enquiries: Alison Tatum

Email: office@ambler.islington.sch.uk

Tel: 020 7226 4708

Does the school have two-year-old provision?	Yes
Does the school have a nursery class?	Yes
Does the school have a breakfast club?	Yes
Does the school have any after-school childcare?	Yes
Does the school have a uniform?	Yes
Visiting dates:	First Thursday of every month at 10.30am

Ashmount Primary School

Fact file

Head Teacher: Anthony Carmel

Address: Crouch Hill Park, 83 Crouch Hill, N8 9EG

Map: [click here](#)

Bus routes: 91, W7, 41

Nearest stations: Finsbury Park (Tube), Crouch Hill (Overground)



Type of School:	Mixed Community
Age range:	3-11 years
Total number of places available at the school (YR-Y6):	420
Number of places available in reception class:	60
School start and finish times:	9.00am - 3.30pm
Accessibility:	Fully accessible building with lift
DfE Code:	206/2809
Admissions criteria:	click here
Last pupil admitted under distance criterion in Sept 2019:	0.501 miles
Click here to calculate your home to school distance	

For more information

Website: www.ashmountprimaryschool.co.uk

Contact name for admission enquiries: Mary McGreal

Email: office@ashmount.islington.sch.uk

Tel: 020 7272 7145

Does the school have two-year-old provision?	No
Does the school have a nursery class?	Yes
Does the school have a breakfast club?	Yes
Does the school have any after-school childcare?	Yes: Hornsey Lane Estate Community Association and Brickworks London
Does the school have a uniform?	Yes from Reception to Year 6
Visiting dates:	First and last Thursday of each month at 9.30am

Blessed Sacrament Catholic Primary School

Fact file

Head Teacher: Norah Flatley

Address: Boadicea Street, N1 0UF

Map: [click here](#)

Bus routes: 10, 17, 91, 259, 274, 390

Nearest stations: King's Cross and Caledonian Road



Type of School:	Mixed Voluntary-aided Catholic
Age range:	3-11 years
Total number of places available at the school (YR-Y6):	210
Number of places available in reception class:	30
School start and finish times:	8.45am (soft start) - 3.20pm
Accessibility:	Fully accessible building
DfE Code:	206/3643
Admissions criteria:	click here
Supplementary Information Form:	click here
Distance of last pupil admitted under final criterion (distance) in Sept 2019:	Does not apply
Click here to calculate your home to school distance	

For more information

Website: www.blessedsacrament-islington.co.uk

Contact name for admission enquiries: Jackie Payne

Email: admin@blessedsacrament.islington.sch.uk

Tel: 020 7278 2187

Does the school have two-year-old provision?	No
Does the school have a nursery class?	Yes
Does the school have a breakfast club?	Yes
Does the school have any after-school childcare?	Yes
Does the school have a uniform?	Yes
Visiting dates:	16 October, 13 November, 4 December at 9.30am

Canonbury Primary School

Fact file

Head Teacher: Patrick Mildren

Address: Canonbury Road, N1 2UT

Map: [click here](#)

Bus routes: 4, 19, 30, 43, 263, 271, 277, 393

Nearest station: Highbury and Islington



Type of School:	Mixed Community
Age range:	4-11 years
Total number of places available at the school (YR-Y6):	420
Number of places available in reception class:	60
School start and finish times:	8.55am - 3.15pm (Nursery and Reception) 3.20pm (KS1) 3.30pm (KS2)
Accessibility:	Disabled access to ground floor only
DfE Code:	206/2854
Admissions criteria:	click here
Last pupil admitted under distance criterion in Sept 2019:	0.545 miles
Click here to calculate your home to school distance	

For more information

Website: www.canonburyprimaryschool.co.uk

Contact name for admission enquiries: Sarah Ouldcott – Office Manager

Email: Sarah.ouldcott@canonbury.islington.sch.uk

Tel: 020 7226 5020

Does the school have two-year-old provision?	No
Does the school have a nursery class?	Yes
Does the school have a breakfast club?	Yes
Does the school have any after-school childcare?	Yes
Does the school have a uniform?	Yes
Visiting dates:	18 September, 9 and 30 October, 20 November, 11 December at 10.00am

Christ the King Primary School

Fact file

Executive Head Teacher: Mr John Lane

Deputy Head Teachers: Tracy Lane and Dee Abbott

Assistant Head Teacher: Kayleigh Sumsion

Address: 55 Tollington Park, N4 3QW

Map: [click here](#)

Bus routes: 4, 19, 46, 210, 271, W3, W7

Nearest station: Finsbury Park



Type of School:	Mixed Voluntary-aided Catholic
Age range:	3-11 years
Total number of places available at the school (YR-Y6):	420
Number of places available in reception class:	60
School start and finish times:	8.50am - 3.30pm
Accessibility:	Fully accessible
DfE Code:	206/3633
Admissions criteria:	click here
Supplementary Information Form:	click here
Distance of last pupil admitted under final criterion (distance) in Sept 2019:	Does not apply
Click here to calculate your home to school distance	

For more information

Website: www.ctks.co.uk

Contact name for admission enquiries: Zakara Thompson

Email: admin@ctks.co.uk

Tel: 020 7272 5987

Does the school have two-year-old provision?	No
Does the school have a nursery class?	Yes
Does the school have a breakfast club?	Yes
Does the school have any after-school childcare?	Yes
Does the school have a uniform?	Yes
Visiting dates:	Every day is an open day. Please call Zakara to arrange a tour

City of London Primary Academy Islington

Fact file

Head Teacher: Ms Kim Clapham

Address (Temporary Site): Moreland Street, EC1V 8BB

Address (Permanent): Golden Lane, EC1Y 0TZ

Map: [click here](#) (permanent site)
[click here](#) (temporary site)

Bus routes: 4, 43, 56, 205, 214, 394, 76, 153, 271, 53

Nearest stations: Angel and Old Street



Type of School:	Mixed Academy
Age range:	4-11 years
Total number of places available at the school (YR-Y6):	360 at full capacity in 2024
Number of places available in reception class:	60
School start and finish times:	8.15am - 3.45pm
Accessibility:	Lift access
DfE Code:	206/2001
Admissions criteria:	click here
Last pupil admitted under distance criterion in Sept 2019:	0.411 miles
Click here to calculate your home to school distance	

For more information

Website: www.colpai.org.uk

Contact name for admission enquiries: Hasnath Begum

Email: office@islingtonprimary.colpa.org.uk

Tel: 020 7504 0556

Does the school have two-year-old provision?	No
Does the school have a nursery class?	No
Does the school have a breakfast club?	Yes 8.00-8.30am
Does the school have any after-school childcare?	Yes 3.45-6.00pm
Does the school have a uniform?	Yes
Visiting dates:	25 Sept; 9 and 30 Oct; 13 and 20 Nov; 11 Dec; 10 Jan; 9.00am-10.00am

Clerkenwell Parochial Primary School

Fact file

Head Teacher: Amanda Szewczyk-Radley

Address: 25 Amwell Street, EC1R 1UN

Map: [click here](#)

Bus routes: 19, 30, 38, 73, 394, 214

Nearest stations: Angel and King's Cross



Type of School:	Mixed Church of England Academy
Age range:	4-11 years
Total number of places available at the school (YR-Y6):	240
Number of places available in reception class:	30
School start and finish times:	8.45am - 3.15pm
Accessibility:	Wheelchair access, ramp, accessible toilets
DfE Code:	206/2002
Admissions criteria:	click here
Supplementary Information Form:	click here
Distance of last pupil admitted under final criterion (distance) in Sept 2019:	Does not apply
Click here to calculate your home to school distance	

For more information

Website: www.clerkenwellprimary.org

Contact name for admission enquiries: Maria Bennett

Email: office@clerkenwell.islington.sch.uk

Tel: 020 7837 1824

Does the school have two-year-old provision?	No
Does the school have a nursery class?	No
Does the school have a breakfast club?	Yes
Does the school have any after-school childcare?	Yes
Does the school have a uniform?	Yes
Visiting dates:	Contact the school for a headteacher's tour

Copenhagen Primary School

Fact file

Executive Head Teacher: Jo Dibb

Head of School: Amardeep Panesar

Address: Treaty Street, N1 0WF

Map: [click here](#)

Bus routes: 17, 91, 153, 259, 274, 390

Nearest station: King's Cross



Type of School:	Mixed Community
Age range:	3-11 years
Total number of places available at the school (YR-Y6):	420
Number of places available in reception class:	60
School start and finish times:	9.00am - 3.15pm
Accessibility:	The ground floor is fully accessible
DfE Code:	206/2128
Admissions criteria:	click here
Last pupil admitted under distance criterion in Sept 2019:	Does not apply
Click here to calculate your home to school distance	

For more information

Website: www.copenhagen.islington.sch.uk

Contact name for admission enquiries: Britta Eke

Email: office@copenhagen.islington.sch.uk

Tel: 020 7837 5597

Does the school have two-year-old provision?	No
Does the school have a nursery class?	Yes
Does the school have a breakfast club?	Yes from 8.00am
Does the school have any after-school childcare?	Yes until 6.00pm
Does the school have a uniform?	Yes
Visiting dates:	Contact the school to arrange a visit

Drayton Park Primary School

Fact file

Executive Head Teacher: Damien Parrott

Head of School: Annabelle Kapoor

Address: Arvon Road, N5 1PJ

Map: [click here](#)

Bus routes: 43, 271, 263, 393, 153

Nearest stations: Drayton Park (Overground) Holloway Road / Arsenal / Highbury & Islington (Tube)



Type of School:	Mixed Community
Age range:	3-11 years
Total number of places available at the school (YR-Y6):	315
Number of places available in reception class:	45
School start and finish times:	8.55am - 3.30pm
Accessibility:	Fully accessible building
DfE Code:	206/2166
Admissions criteria:	click here
Last pupil admitted under distance criterion in Sept 2019:	Does not apply
Click here to calculate your home to school distance	

For more information

Website: www.draytonpark.islington.sch.uk

Contact name for admission enquiries: Lauryn James

Email: admin@draytonpark.islington.sch.uk

Tel: 020 7607 4142

Does the school have two-year-old provision?	No
Does the school have a nursery class?	Yes
Does the school have a breakfast club?	Yes
Does the school have any after-school childcare?	Yes
Does the school have a uniform?	Yes
Visiting dates:	Please contact the school office for visiting information

Duncombe Primary School

Fact file

Head Teacher: Helen Ryan

Address: Sussex Way, N19 4JA

Map: [click here](#)

Bus routes: 41, 43, 91, 210, 263, 271

Nearest stations: Archway, Finsbury Park (Tube) and Upper Holloway (Overground)



Type of School:	Mixed Community
Age range:	2-11 years
Total number of places available at the school (YR-Y6):	420
Number of places available in reception class:	60
School start and finish times:	Reception, Years 1 and 2: 9.00am-3.30pm; Years 3-6: 8.55am-3.30pm
Accessibility:	Fully accessible on the ground floor, accessible toilets, yellow nosing for the visually impaired
DfE Code:	206/2170
Admissions criteria:	click here
Last pupil admitted under distance criterion in Sept 2019:	Does not apply
Click here to calculate your home to school distance	

For more information

Website: www.duncombeprimary.co.uk

Contact name for admission enquiries: Nicky Headford

Email: success@duncombeprimary.co.uk

Tel: 020 7272 5620

Does the school have two-year-old provision?	Yes
Does the school have a nursery class?	Yes
Does the school have a breakfast club?	Yes
Does the school have any after-school childcare?	Yes
Does the school have a uniform?	Yes
Visiting dates:	Tuesday mornings at 11.00am - please telephone the school to book

Gillespie Primary School

Fact file

Head Teacher: Mark Owen

Address: Gillespie Road, N5 1LH

Map: [click here](#)

Bus routes: 4,19,106 and 236

Nearest station: Arsenal



Type of School:	Mixed Community
Age range:	3-11 years
Total number of places available at the school (YR-Y6):	210
Number of places available in reception class:	30
School start and finish times:	8.55am - 3.30pm
Accessibility:	Wheelchair access to the ground floor only
DfE Code:	206/2251
Admissions criteria:	click here
Last pupil admitted under distance criterion in Sept 2019:	0.213 miles

[Click here to calculate your home to school distance](#)

For more information

Website: www.gillespie.islington.sch.uk

Contact name for admission enquiries: Rebecca Williams

Email: office@gillespie.islington.sch.uk

Tel: 020 7226 6840

Does the school have two-year-old provision?	No
Does the school have a nursery class?	Yes
Does the school have a breakfast club?	Yes
Does the school have any after-school childcare?	Yes
Does the school have a uniform?	Yes
Visiting dates:	See school website for dates and times

Grafton Primary School

Fact file

Head Teacher: Nitsa Sergides

Address: Eburne Road, N7 6AR

Map: [click here](#)

Bus routes: 4, 29, 91, 253, 254, 259, 43, 271

Nearest stations: Holloway Road and Finsbury Park



Type of School:	Mixed Community
Age range:	2-11 years
Total number of places available at the school (YR-Y6):	420
Number of places available in reception class:	60
School start and finish times:	9.15am - 3.45pm
Accessibility:	Fully accessible building
DfE Code:	206/2261
Admissions criteria:	click here
Last pupil admitted under distance criterion in Sept 2019:	0.317 miles
Click here to calculate your home to school distance	

For more information

Website: www.graftonschool.co.uk

Contact name for admission enquiries: Jeni Whelan

Email: Jeni.whelan@grafton.islington.sch.uk

Tel: 020 7272 3284

Does the school have two-year-old provision?	Yes
Does the school have a nursery class?	Yes
Does the school have a breakfast club?	Yes
Does the school have any after-school childcare?	Yes
Does the school have a uniform?	No
Visiting dates:	Tours of our school are on a Wednesday. Please phone the school office to arrange date and time

Hanover Primary School

Fact file

Head Teacher: Jack Sloan

Address: Noel Road, N1 8BD

Map: [click here](#)

Bus routes: 4,19,30,38,43,56,73,341,476

Nearest station: Angel



Type of School:	Mixed Community
Age range:	3-11 years
Total number of places available at the school (YR-Y6):	315
Number of places available in reception class:	45
School start and finish times:	8.55am - 3.30pm
Accessibility:	Wheelchair access and lifts
DfE Code:	206/2279
Admissions criteria:	click here
Last pupil admitted under distance criterion in Sept 2019:	0.294 miles
Click here to calculate your home to school distance	

For more information

Website: www.hanover.islington.sch.uk

Contact name for admission enquiries: Michele Croft

Email: admin@hanover.islington.sch.uk

Tel: 020 7689 8949

Does the school have two-year-old provision?	No
Does the school have a nursery class?	Yes
Does the school have a breakfast club?	Yes
Does the school have any after-school childcare?	Yes
Does the school have a uniform?	Optional
Visiting dates: Please contact the office or refer to the school's website for further information	

Hargrave Park School

Fact file

Head Teacher: Lisa Horton

Address: 51 Bredgar Road, N19 5BS

Map: [click here](#)

Bus routes: 4, 17, 41, 43, 134, 143, 210, 263, 271, 390, C11, W5

Nearest station: Archway



Type of School:	Mixed Community School
Age range:	6 months -11 years
Total number of places available at the school (YR-Y6):	315
Number of places available in reception class:	45
School start and finish times:	8.40am (soft start) 9am (registration) - 3.30pm
Accessibility:	Wheelchair access, accessible toilets
DfE Code:	206/2282
Admissions criteria:	click here
Last pupil admitted under distance criterion in Sept 2019:	0.982 miles
Click here to calculate your home to school distance	

For more information

Website: www.hargravepark.com

Contact name for admission enquiries: Lisa Horton

Email: Parents@hargravepark.islington.sch.uk

Tel: 020 7272 3989

Does the school have two-year-old provision?	Yes
Does the school have a nursery class?	Yes
Does the school have a breakfast club?	Yes
Does the school have any after-school childcare?	Yes
Does the school have a uniform?	Yes
Visiting dates:	Please visit the school website to see a list of tour dates

Highbury Quadrant Primary School

Fact file

Head Teacher: Miss Terri Higgins

Address: Highbury New Park, N5 2DP

Map: [click here](#)

Bus routes: 393, 141, 341, 19, 4, 236

Nearest stations: Canonbury, Highbury and Islington



Type of School:	Mixed Community
Age range:	2-11 years
Total number of places available at the school (YR-Y6):	420
Number of places available in reception class:	60
School start and finish times:	9.00am - 3.30pm
Accessibility:	Wheelchair access to the main building, accessible toilets, ramps
DfE Code:	206/2805
Admissions criteria:	click here
Last pupil admitted under distance criterion in Sept 2019:	Does not apply
Click here to calculate your home to school distance	

For more information

Website: www.highburyquadrantprimary.co.uk

Contact name for admission enquiries: Jennie Haughton

Email: jhaughton@highburyquadrant.islington.sch.uk

Tel: 020 7226 6531

Does the school have two-year-old provision?	Yes
Does the school have a nursery class?	Yes
Does the school have a breakfast club?	Yes
Does the school have any after-school childcare?	Yes
Does the school have a uniform?	Yes
Visiting dates:	Please contact the school for visiting dates

Hugh Myddelton Primary School

Fact file

Executive Head Teacher: Nathalie Parker

Head of School: Tim Barber

Address: Myddelton Street, EC1R 1YJ

Map: [click here](#)

Bus routes: 4, 19, 38, 153, 341

Nearest station: Angel



Type of School:	Mixed Community
Age range:	2 -11 years
Total number of places available at the school (YR-Y6):	420
Number of places available in reception class:	60
School start and finish times:	8.55am - 3.30pm
Accessibility:	Wheelchair access, lift, accessible toilets
DfE Code:	206/2855
Admissions criteria:	click here
Last pupil admitted under distance criterion in Sept 2019:	0.256 miles
Click here to calculate your home to school distance	

For more information

Website: www.hughmyddeltonschool.org.uk

Contact name for admission enquiries: Barbara Rogers

Email: admin@humydd.islington.sch.uk

Tel: 020 7278 6075

Does the school have two-year-old provision?	Yes
Does the school have a nursery class?	Yes
Does the school have a breakfast club?	Yes
Does the school have any after-school childcare?	Yes
Does the school have a uniform?	Yes
Visiting dates:	To arrange a school tour, please call 020 7278 6075

Hungerford Primary School

Fact file

Chief Executive: Dr. Penny Barratt

Head of School: Jo Stephens

Address: 249 Hungerford Road, N7 9LF

Map: [click here](#)

Bus routes: 29, 253, 390, 393, 17, 91, 259, 274

Nearest station: Caledonian Road



Type of School:	Mixed Academy
Age range:	3-11 years
Total number of places available at the school (YR-Y6):	420
Number of places available in reception class:	60
School start and finish times:	9.00am - 3.30pm
Accessibility:	Wheelchair Accessible
DfE Code:	206/2003
Admissions criteria:	click here
Last pupil admitted under distance criterion in Sept 2019:	Does not apply
Click here to calculate your home to school distance	

For more information

Website: www.thebridgelondon.co.uk

Contact name for admission enquiries: Jo Stephens

Email: hungerfordadmin@thebridgelondon.co.uk

Tel: 020 7607 4187

Does the school have two-year-old provision?	No
Does the school have a nursery class?	Yes
Does the school have a breakfast club?	Yes
Does the school have any after-school childcare?	Walking bus to another site where after-school care is provided
Does the school have a uniform?	Yes
Visiting dates:	Please contact reception to arrange a visit

Laycock Primary School

Fact file

Head Teacher: Suzanne Bate

Address: Laycock Street, N1 1SW

Map: [click here](#)

Bus routes: 4, 19, 30, 43, 271

Nearest station: Highbury and Islington



Type of School:	Mixed Community
Age range:	3 -11 years
Total number of places available at the school (YR-Y6):	350
Number of places available in reception class:	50
School start and finish times:	8.50am - 3.30pm
Accessibility:	Wheelchair access, lift, accessible toilets, adaptations for hearing impairment
DfE Code:	206/2379
Admissions criteria:	click here
Last pupil admitted under distance criterion in Sept 2019:	Does not apply
Click here to calculate your home to school distance	

For more information

Website: www.laycock.islington.sch.uk

Contact name for admission enquiries: Jackie Reed

Email: office@laycock.islington.sch.uk

Tel: 020 7226 2927

Does the school have two-year-old provision?	No
Does the school have a nursery class?	Yes
Does the school have a breakfast club?	Yes - contact the school for information
Does the school have any after-school childcare?	Yes
Does the school have a uniform?	Yes
Visiting dates:	Please call the school for arrangements

Montem Primary School

Fact file

Executive Head Teacher: Damien Parrott

Joint Heads of School: Peachey David and Tom O'Donnell

Address: Hornsey Road, N7 7QT

Map: [click here](#)

Bus routes: 4, 29, 91, 153, 253, 254, 259

Nearest station: Finsbury Park



Type of School:	Mixed Community
Age range:	2-11 years
Total number of places available at the school (YR-Y6):	420
Number of places available in reception class:	60
School start and finish times:	8.55am - 3.30pm
Accessibility:	Wheelchair access, lift, accessible toilets
DfE Code:	206/2852
Admissions criteria:	click here
Last pupil admitted under distance criterion in Sept 2019:	Does not apply
Click here to calculate your home to school distance	

For more information

Website: www.montem.islington.sch.uk

Contact name for admission enquiries: Chrissy Atkinson

Email: admin@montem.islington.sch.uk

Tel: 020 7272 6556

Does the school have two-year-old provision?	Yes
Does the school have a nursery class?	Yes
Does the school have a breakfast club?	Yes
Does the school have any after-school childcare?	We have a walking bus to Pakeman Primary School at 3.30pm Mon-Fri
Does the school have a uniform?	Yes
Visiting dates:	Please contact the school office for visiting dates

Moreland Primary School and Children's Centre

Fact file

Executive Head Teacher: Ann Dwulit

Head of School: Catherine Lawrence

Address: Moreland Street, EC1V 8BB

Map: [click here](#)

Bus routes: 4, 43, 205, 394, 56

Nearest stations: Angel and Old Street



Type of School:	Mixed Community
Age range:	0 -11 years
Total number of places available at the school (YR-Y6):	345
Number of places available in reception class:	60
School start and finish times:	9.00am - 3.30pm
Accessibility:	Fully accessible building including lift and accessible toilets
DfE Code:	206/2429
Admissions criteria:	click here
Last pupil admitted under distance criterion in Sept 2019:	0.993 miles
Click here to calculate your home to school distance	

For more information

Website: www.moreland-islington.co.uk

Contact name for admission enquiries: Sandra Owens

Email: admin@moreland.islington.sch.uk

Tel: 020 7253 8144

Does the school have two-year-old provision?	Yes
Does the school have a nursery class?	Yes
Does the school have a breakfast club?	Yes
Does the school have any after-school childcare?	Yes
Does the school have a uniform?	Yes
Visiting dates:	Last Friday of each month at 9.30am

Newington Green Primary School

Fact file

Executive Head: Abi Misselbrook-Lovejoy

Head of School: Mairead McDonnell

Address: Matthias Road, N16 8NP

Map: [click here](#)

Bus routes: 73, 141, 236, 476

Nearest stations: Canonbury or Dalston Kingsland



Type of School:	Mixed Community
Age range:	2-11 years
Total number of places available at the school (YR-Y6):	420
Number of places available in reception class:	60
School start and finish times:	8.55am - 3.30pm
Accessibility:	Ground floor accessible only
DfE Code:	206/2853
Admissions criteria:	click here
Last pupil admitted under distance criterion in Sept 2019:	Does not apply
Click here to calculate your home to school distance	

For more information

Website: www.newingtongreen.co.uk

Contact name for admission enquiries: Parul Monnan

Email: admin@newingtongreen.co.uk

Tel: 020 7254 3092

Does the school have two-year-old provision?	Yes
Does the school have a nursery class?	Yes
Does the school have a breakfast club?	Yes - starts from 7.30am
Does the school have any after-school childcare?	Yes - ends at 7.00pm
Does the school have a uniform?	Yes
Visiting dates:	Please call the school office to arrange a time to visit that suits you

Pakeman Primary School

Fact file

Head Teacher: Lynne Gavin

Address: Hornsey Road, N7 6DU

Map: [click here](#)

Bus routes: 29, 43, 91, 259, 271

Nearest stations: Holloway Road or Finsbury Park



Type of School:	Mixed Community
Age range:	2 -11 years
Total number of places available at the school (YR-Y6):	315
Number of places available in reception class:	45
School start and finish times:	8.45am (soft start) 9.00am (registration) - 3.30pm
Accessibility:	Wheelchair accessibility to the ground floor, accessible toilet
DfE Code:	206/2455
Admissions criteria:	click here
Last pupil admitted under distance criterion in Sept 2019:	0.452 miles
Click here to calculate your home to school distance	

For more information

Website: www.pakemanprimary.co.uk

Contact name for admission enquiries: Ann Dwyer

Email: admin@pakeman.islington.sch.uk

Tel: 020 7607 2575

Does the school have two-year-old provision?	Yes
Does the school have a nursery class?	Yes
Does the school have a breakfast club?	Yes
Does the school have any after-school childcare?	Yes
Does the school have a uniform?	Yes
Visiting dates:	23 Sept and 13 Nov from 1.30pm-3.00pm; 15 Oct at 9.30am-11am

Pooles Park Primary School

Fact file

Head Teacher: Greg Crawford

Address: Lennox Road, N4 3NW

Map: [click here](#)

Bus routes: 4, 19, 210

Nearest station: Finsbury Park



Type of School:	Mixed Community
Age range:	3-11 years
Total number of places available at the school (YR-Y6):	450
Number of places available in reception class:	60
School start and finish times:	9.00am - 3.30pm
Accessibility:	Fully accessible building
DfE Code:	206/2856
Admissions criteria:	click here
Last pupil admitted under distance criterion in Sept 2019:	Does not apply
Click here to calculate your home to school distance	

For more information

Website: www.poolespark.com

Contact name for admission enquiries: Marie Ruane

Email: admin@poolespark.islington.sch.uk

Tel: 020 7272 2655

Does the school have two-year-old provision?	No
Does the school have a nursery class?	Yes
Does the school have a breakfast club?	Yes
Does the school have any after-school childcare?	No
Does the school have a uniform?	Yes
Visiting dates:	Visitors are welcome at all times. Please call the school office to arrange

Prior Weston Primary School and Children's Centre

Fact file

Head Teacher: Fiona MacCorquodale

Address: 101 Whitecross Street, EC1Y 8JA

Map: [click here](#)

Bus routes: 4, 53, 56, 76, 153, 214, 271

Nearest stations: Moorgate, Barbican or Liverpool Street



Type of School:	Mixed Community
Age range:	6 months -11 years
Total number of places available at the school (YR-Y6):	420
Number of places available in reception class:	60
School start and finish times:	8.45am (soft start) 9.00am (registration) – 3.30pm
Accessibility:	Fully accessible building including lift and accessible toilets with hoist
DfE Code:	206/2850
Admissions criteria:	click here
Last pupil admitted under distance criterion in Sept 2019:	Does not apply
Click here to calculate your home to school distance	

For more information

Website: www.priorweston.islington.sch.uk

Contact name for admission enquiries: Jada Terrelonge

Email: office@priorweston.islington.sch.uk

Tel: 020 7786 4800

Does the school have two-year-old provision?	Yes
Does the school have a nursery class?	Yes
Does the school have a breakfast club?	Yes
Does the school have any after-school childcare?	Yes
Does the school have a uniform?	No
Visiting dates:	School tours every Friday morning; please contact the school office to book

Robert Blair Primary School and Children's Centre

Fact file

Head Teacher: Michelle Bahn

Address: Brewery Road, N7 9QJ

Map: [click here](#)

Bus routes: 17,91,153,259,274,390,393

Nearest stations: Caledonian Road (Tube) or Caledonian Road and Barnsbury (Overground)



Type of School:	Mixed Community
Age range:	Children's Centre – 6 months to 3 years. School – 3 to 11 years
Total number of places available at the school (YR-Y6):	210
Number of places available in reception class:	30
School start and finish times:	9.00am - 3.30pm
Accessibility:	Wheelchair ramps to ground floor only. First and second floors are only accessible by stairs
DfE Code:	206/2515
Admissions criteria:	click here
Last pupil admitted under distance criterion in Sept 2019:	0.521 miles
Click here to calculate your home to school distance	

For more information

Website: www.robertblairschool.com

Contact name for admission enquiries: Diana Williamson

Email: admin@robertblair.islington.sch.uk

Tel: 020 7607 4115

Does the school have two-year-old provision?	Yes
Does the school have a nursery class?	Yes
Does the school have a breakfast club?	Yes
Does the school have any after-school childcare?	Yes
Does the school have a uniform?	Yes
Visiting dates:	Please call school office to make an appointment

Rotherfield Primary School

Fact file

Executive Head Teacher: Abi

Misselbrook-Lovejoy

Head of School: Jo Jones

Address: Rotherfield Street, N1 3EE

Map: [click here](#)

Bus routes: 21, 38, 73, 76, 141, 271

Nearest stations: Essex Road overground, Highbury and Islington underground



Type of School:	Mixed Community
Age range:	3 -11 years
Total number of places available at the school (YR-Y6):	420
Number of places available in reception class:	60
School start and finish times (Bell goes at 8.55am):	9.00am - 3.30pm
Accessibility:	Wheelchair access to the ground floor only
DfE Code:	206/2857
Admissions criteria:	click here
Last pupil admitted under distance criterion in Sept 2019:	Does not apply
Click here to calculate your home to school distance	

For more information

Website: www.rotherfieldprimaryschool.co.uk

Contact name for admission enquiries: Lorraine O'Keefe

Email: admin@rotherfield.islington.sch.uk

Tel: 020 7226 6620

Does the school have two-year-old provision?	No
Does the school have a nursery class?	Yes
Does the school have a breakfast club?	Yes
Does the school have any after-school childcare?	Yes
Does the school have a uniform?	Yes
Visiting dates:	Please call the school to arrange a visit at a convenient time

Sacred Heart Catholic Primary School

Fact file

Head Teacher: John Lane

Address: 68 Georges Road, N7 8JN

Map: [click here](#)

Bus routes: 43, 153, 271, 17, 91

Nearest stations: Holloway Road, Highbury and Islington, Caledonian Road



Type of School:	Mixed Voluntary-aided Catholic
Age range:	3-11 years
Total number of places available at the school (YR-Y6):	420
Number of places available in reception class:	60
School start and finish times:	8.55am - 3.30pm
Accessibility:	Ramps available for access to buildings, accessible toilets
DfE Code:	206/3384
Admissions criteria:	click here
Supplementary Information Form:	click here
Distance of last pupil admitted under the final criterion (distance) in September 2019: No pupils admitted under this criterion. Last pupil admitted under criterion 8	
Click here to calculate your home to school distance	

For more information

Website: www.sacredheart.islington.sch.uk

Contact name for admission enquiries: Mrs Sharon Harney

Email: admin@sacredheart.islington.sch.uk

Tel: 020 7607 3407

Does the school have two-year-old provision?	No
Does the school have a nursery class?	Yes
Does the school have a breakfast club?	Yes
Does the school have any after-school childcare?	Yes – after-school club
Does the school have a uniform?	Yes
Visiting dates:	Please call the school office to arrange a visit

St Andrew's (Barnsbury) CE Primary School

Fact file

Head Teacher: Felicity Djerehe

Address: Matilda Street, N1 0LB

Map: [click here](#)

Bus routes: 17, 91, 153, 259, 274

Nearest stations: Caledonian Road and Barnsbury (Overground)



Type of School:	Mixed Voluntary-aided Church of England
Age range:	4 -11 years
Total number of places available at the school (YR-Y6):	210
Number of places available in reception class:	30
School start and finish times:	8.55am – 3.25pm (Reception) 3.30pm (All other year groups)
Accessibility:	Wheelchair access, accessible toilets
DfE Code:	206/3606
Admissions criteria:	click here
Supplementary Information Form:	click here
Distance of last pupil admitted under the final criterion (distance) in September 2019:	1.09 miles
Click here to calculate your home to school distance	

For more information

Website: www.standrews.islington.sch.uk

Contact name for admission enquiries: Keeley Doolan

Email: admin@standrews.islington.sch.uk

Tel: 020 7837 4049

Does the school have two-year-old provision?	No
Does the school have a nursery class?	No
Does the school have a breakfast club?	Yes
Does the school have any after-school childcare?	Yes until 6.00pm
Does the school have a uniform?	Yes
Visiting dates:	16 Oct at 11.00am and 29 Oct at 2.00pm (or by appointment at other times)

St Joan of Arc Catholic Primary School

Fact file

Head Teacher: Clare Campbell

Address: Northholme Road, N5 2UX

Map: [click here](#)

Bus routes: 4, 19, 236

Nearest stations: Arsenal or Highbury and Islington



Type of School:	Mixed Voluntary-aided Catholic
Age range:	3-11 years
Total number of places available at the school (YR-Y6):	420
Number of places available in reception class:	60
School start and finish times:	8.50am - 3.25pm
Accessibility:	Ramp access, accessible toilets
DfE Code:	206/3631
Admissions criteria:	click here
Supplementary Information Form:	click here
Distance of last pupil admitted under the final criterion (distance) in September 2019:	0.116 miles
Click here to calculate your home to school distance	

For more information

Website: www.st-joanofarc.islington.sch.uk

Contact name for admission enquiries: Barbara van Kan

Email: admissions@st-joanofarc.islington.sch.uk

Tel: 020 7226 3920

Does the school have two-year-old provision?	No
Does the school have a nursery class?	Yes
Does the school have a breakfast club?	Yes
Does the school have any after-school childcare?	Yes
Does the school have a uniform?	Yes
Visiting dates:	16 Oct and 13 Nov from 9.15am-10.45am

St John Evangelist Primary School

Fact file

Head Teacher: Ms Stephanie Day

Address: Duncan Street, N1 8BL

Map: [click here](#)

Bus routes: 4, 19, 30, 38, 43, 56, 73, 153, 205, 214, 274, 341, 394, 476

Nearest station: Angel



Type of School:	Mixed Voluntary-aided Catholic
Age range:	3 -11 years
Total number of places available at the school (YR-Y6):	280
Number of places available in reception class:	40
School start and finish times:	8.45am (soft start) 9.00am (registration) - 3.15pm
Accessibility:	Accessible toilets
DfE Code:	206/3456
Admissions criteria:	click here
Supplementary Information Form:	click here
Distance of last pupil admitted under the final criterion (distance) in September 2019:	0.151 miles
Click here to calculate your home to school distance	

For more information

Website: www.stjohnevangelist.co.uk

Contact name for admission enquiries: Tina Roseman

Email: office@stjohnevangelist.islington.sch.uk

Tel: 020 7226 1314

Does the school have two-year-old provision?	No
Does the school have a nursery class?	Yes
Does the school have a breakfast club?	Yes
Does the school have any after-school childcare?	Yes
Does the school have a uniform?	Yes
Visiting dates:	Please call the school for further information

St John's Highbury Vale Primary School

Fact file

Head Teacher: Neil Richardson
Address: Conewood Street, N5 1DL
Map: [click here](#)
Bus routes: 4, 19, 236
Nearest station: Arsenal



Type of School:	Mixed Voluntary-aided Church of England
Age range:	4-11 years
Total number of places available at the school (YR-Y6):	210
Number of places available in reception class:	30
School start and finish times:	8.55am - 3.30pm
Accessibility:	Ramp access, accessible toilets
DfE Code:	206/3471
Admissions criteria:	click here
Supplementary Information Form:	click here
Distance of last pupil admitted under the final criterion (distance) in September 2019:	0.190 miles
Click here to calculate your home to school distance	

For more information

Website: www.stjhv.islington.sch.uk

Contact name for admission enquiries: Mrs Anne-Marie Sims / Mrs Carol Hoyte

Email: admin@stjhv.islington.sch.uk

Tel: 020 7226 4906

Does the school have two-year-old provision?	No
Does the school have a nursery class?	No
Does the school have a breakfast club?	Yes
Does the school have any after-school childcare?	No
Does the school have a uniform?	Yes
Visiting dates:	Please contact the school office for visiting dates

St John's Upper Holloway CE Primary School

Fact file

Head Teacher: Brian Welsh

Address: Pemberton Gardens, N19 5RR

Map: [click here](#)

Bus routes: 17, 43, 134, 263, 271, 390

Nearest stations: Upper Holloway overground and Archway underground



Type of School:	Mixed Voluntary-aided Church of England
Age range:	3-11 years
Total number of places available at the school (YR-Y6):	210
Number of places available in reception class:	30
School start and finish times:	9.00am - 3.30pm
Accessibility:	Fully accessible building
DfE Code:	206/3465
Admissions criteria:	click here
Supplementary Information Form:	click here
Distance of last pupil admitted under the final criterion (distance) in September 2019:	Does not apply
Click here to calculate your home to school distance	

For more information

Website: www.stjohnsupperholloway.co.uk

Contact name for admission enquiries: Riyan Goldring

Email: info@st-johnsholloway.islington.sch.uk

Tel: 020 7272 2780

Does the school have two-year-old provision?	Yes
Does the school have a nursery class?	Yes
Does the school have a breakfast club?	Yes
Does the school have any after-school childcare?	Yes
Does the school have a uniform?	Yes
Visiting dates:	Please contact the school

St Joseph's Catholic Primary School and Nursery

Fact file

Executive Head Teacher: Clare McFlynn

Head of School: Angela Noronha

Address: Highgate Hill, N19 5NE

Map: [click here](#)

Bus routes: 43, 134, 210, 271, W5

Nearest station: Archway



Type of School:	Mixed Voluntary-aided Catholic
Age range:	3-11 years
Total number of places available at the school (YR-Y6):	420
Number of places available in reception class:	60
School start and finish times:	8.55am (soft start from 8.40am) - 3.15pm
Accessibility:	Wheelchair access to ground floor and accessible toilets, lift access
DfE Code:	206/3483
Admissions criteria:	click here
Supplementary Information Form:	click here
Distance of last pupil admitted under the final criterion (distance) in September 2019:	0.524 miles
Click here to calculate your home to school distance	

For more information

Website: www.st-josephs.islington.sch.uk

Contact name for admission enquiries: Louise Palmer

Email: office@st-josephs.islington.sch.uk

Tel: 020 7272 1270

Does the school have two-year-old provision?	No
Does the school have a nursery class?	Yes
Does the school have a breakfast club?	Yes
Does the school have any after-school childcare?	Yes
Does the school have a uniform?	Yes
Visiting dates:	Contact the school to arrange a tour

St Jude and St Paul's CE Primary School

Fact file

Head Teacher: Ms Adeola Oladejo

Address: 10 Kingsbury Road, N1 4AZ

Map: [click here](#)

Bus routes: 30, 38, 56, 236, 277

Nearest station: Dalston Kingsland



Type of School:	Mixed Voluntary-aided Church of England
Age range:	4 -11 years
Total number of places available at the school (YR-Y6):	210
Number of places available in reception class:	30
School start and finish times:	9.00am - 3.30pm
Accessibility:	Fully Accessible
DfE Code:	206/3488
Admissions criteria:	click here
Supplementary Information Form:	click here
Distance of last pupil admitted under the final criterion(distance) in September 2019:	Does not apply
Click here to calculate your home to school distance	

For more information

Website: www.stjudestpauls.co.uk

Contact name for admission enquiries: Carol Parker

Email: admin@sjsp.islington.sch.uk

Tel: 020 7254 5598

Does the school have two-year-old provision?	No
Does the school have a nursery class?	No
Does the school have a breakfast club?	Yes
Does the school have any after-school childcare?	Yes 3.30pm - 6.00pm
Does the school have a uniform?	Yes
Visiting dates:	Please contact the school office to book a visit

St Luke's CE Primary School

Fact file

Executive Head Teacher: Ann Dwulit

Acting Head of School: Jess Cameron

Address: Radnor Street, EC1V 3SJ

Map: [click here](#)

Bus routes: 21, 43, 55, 76, 135, 141, 205, 214, 243, 271, 394

Nearest station: Old Street



Type of School:	Mixed Voluntary-aided Church of England
Age range:	3-11 years
Total number of places available at the school (YR-Y6):	210
Number of places available in reception class:	30
School start and finish times:	9.10am - 3.30pm
Accessibility:	Wheelchair access
DfE Code:	206/3495
Admissions criteria:	click here
Supplementary Information Form:	click here
Distance of last pupil admitted under the final criterion(distance) in September 2019:	0.339 miles
Click here to calculate your home to school distance	

For more information

Website: www.st-lukesislington.co.uk

Contact name for admission enquiries: Angela Major

Email: admin@st-lukes.islington.sch.uk

Tel: 020 7253 3880

Does the school have two-year-old provision?	No
Does the school have a nursery class?	Yes
Does the school have a breakfast club?	Yes
Does the school have any after-school childcare?	Yes
Does the school have a uniform?	Yes
Visiting dates:	Please call the school to book an appointment

St Mark's CE Early Years and Primary School

Fact file

Head Teacher: Martha Braithwaite

Address: Sussex Way, N19 4JF

Map: [click here](#)

Bus routes: 17, 43, 91, 271

Nearest stations: Finsbury Park (Tube) Archway or Upper Holloway



Type of School:	Mixed Voluntary-aided Church of England
Age range:	2 -11 years
Total number of places available at the school (YR-Y6):	210
Number of places available in reception class:	30
School start and finish times:	8.50am - 3.30pm
Accessibility:	Second floor of main school building not accessible for wheelchair users
DfE Code:	206/3501
Admissions criteria:	click here
Supplementary Information Form:	click here
Distance of last pupil admitted under the final criterion(distance) in September 2019:	0.167 miles
Click here to calculate your home to school distance	

For more information

Website: www.st-marks.islington.sch.uk

Contact name for admission enquiries: Karen Kean

Email: admin@st-marks.islington.sch.uk

Tel: 020 7272 5967

Does the school have two-year-old provision?	Yes
Does the school have a nursery class?	Yes
Does the school have a breakfast club?	Yes
Does the school have any after-school childcare?	Yes (Limited spaces for Reception class children under 5)
Does the school have a uniform?	Yes
Visiting dates:	17 Sept; 19 Nov; 7 Jan: 9.30am-10.30am

St Mary Magdalene Academy

Fact file

Head Teacher: Ruth Luzmore

Address: Liverpool Road, N7 8PG

Map: [click here](#)

Bus routes: 17, 19, 30, 43, 91, 153, 259, 271, 274, 277

Nearest stations: Caledonian Road or Highbury and Islington



Type of School:	Mixed Church of England Academy
Age range:	4-11 years
Total number of places available at the school (YR-Y6):	210
Number of places available in reception class:	30
School start and finish times:	8.55am - 3.30pm
Accessibility:	Fully accessible building
DfE Code:	206/6905
Admissions criteria:	click here
Supplementary Information Form:	click here
Distance of last pupil admitted under the final criterion(distance) in September 2019:	0.203 miles
Click here to calculate your home to school distance	

For more information

Website: www.smmacademy.org

Contact name for admission enquiries: Birte Rohloff

Email: admissionsregistrar@smmacademy.org

Tel: 020 7697 0123

Does the school have two-year-old provision?	No
Does the school have a nursery class?	No
Does the school have a breakfast club?	Yes
Does the school have any after-school childcare?	After school clubs available for Years 1-6, but no wrap-around care
Does the school have a uniform?	Yes
Visiting dates:	Every Wednesday from Oct to Dec at 10.00am by appointment. T. 020 7502 4722 or E. donna.edmead@smmacademy.org

St Mary's Islington CE Primary School

Fact file

Head Teacher: Genevieve Prayag

Address: Fowler Road, N1 2EP

Map: [click here](#)

Bus routes: 4, 19, 30, 38, 43, 56, 73

Nearest stations: Essex Road, Highbury and Islington or Angel (Overground)



Type of School:	Mixed Voluntary-aided Church of England
Age range:	5 -11 years
Total number of places available at the school (YR-Y6):	210
Number of places available in reception class:	30
School start and finish times:	8.55am - 3.30pm
Accessibility:	Lift and accessible toilets
DfE Code:	206/3527
Admissions criteria:	click here
Supplementary Information Form:	click here
Distance of last pupil admitted under the final criterion (distance) in September 2019:	0.512 miles
Click here to calculate your home to school distance	

For more information

Website: www.stmarys.islington.sch.uk

Contact name for admission enquiries: Kirsten Oliver

Email: school@stmarys.islington.sch.uk

Tel: 020 7359 1870

Does the school have two-year-old provision?	No
Does the school have a nursery class?	No
Does the school have a breakfast club?	Yes (for children aged 5 years and above)
Does the school have any after-school childcare?	Yes (For children aged 5 years and above)
Does the school have a uniform?	Yes
Visiting dates:	Please contact the school for visiting dates

St Peter and St Paul Catholic Primary School

Fact file

Head Teacher: Miss Tracey Peters

Address: Compton Street, EC1V 0EU

Map: [click here](#)

Bus routes: 4, 56, 153

Nearest stations: Barbican, Angel, Old Street or Farringdon



Type of School:	Mixed Voluntary-aided Catholic
Age range:	3-11 years
Total number of places available at the school (YR-Y6):	210
Number of places available in reception class:	30
School start and finish times:	8.55am - 3.15pm
Accessibility:	Accessible toilet on ground floor
DfE Code:	206/3575
Admissions criteria:	click here
Supplementary Information Form:	click here
Distance of last pupil admitted under the final criterion (distance) in September 2019:	Does not apply
Click here to calculate your home to school distance	

For more information

Website: www.stpetersandstpauls.islington.sch.uk

Contact name for admission enquiries: Krystle Stack

Email: parentsupport@stpetersandstpauls.islington.sch.uk

Tel: 020 7253 0839

Does the school have two-year-old provision?	No
Does the school have a nursery class?	Yes
Does the school have a breakfast club?	Yes
Does the school have any after-school childcare?	Yes
Does the school have a uniform?	Yes
Visiting dates:	All year round – please call the school office for an appointment

The New North Academy

Fact file

Head Teacher: Miss Nicola Percy

Address: 32 Popham Road, N1 8SJ

Map: [click here](#)

Bus routes: 38, 56, 73, 271, 341, 476

Nearest stations: Highbury and Islington, Angel (Tube) or Essex Road (Overground)



Type of School:	Mixed Academy
Age range:	3 -11 years
Total number of places available at the school (YR-Y6):	420
Number of places available in reception class:	60
School start and finish times:	9.00am - 3.10pm (3.15pm in Nursery)
Accessibility:	Disabled parking, wheelchair access, automatic doors, lift, accessible toilets, adaptations for hearing and visual impairment, refuge points, visual and audible fire alarm system
DfE Code:	206/3644
Admissions criteria:	click here
Last pupil admitted under distance criterion in Sept 2019:	Does not apply
Click here to calculate your home to school distance	

For more information

Website: www.newnorthacademy.com

Contact name for admission enquiries: Nimira Lalji

Email: admin@newnorthacademy.com

Tel: 020 7704 3900

Does the school have two-year-old provision?	No
Does the school have a nursery class?	Yes
Does the school have a breakfast club?	Yes, starting at 8.00am
Does the school have any after-school childcare?	Yes, 3.10pm -6.00pm
Does the school have a uniform?	Yes

Visiting dates:

Contact Nimira Lalji or visit our website to arrange a tour, or to attend one of our information sessions

Thornhill Primary School

Fact file

Head Teacher: Miss Jenny Lewis

Address: Thornhill Road, N1 1HX

Map: [click here](#)

Bus routes: 4, 19, 30, 43, 153, 274, 812

Nearest stations: Caledonian Road and Barnsbury overground, Angel, Highbury and Islington



Type of School:	Mixed Community
Age range:	3-11 years
Total number of places available at the school (YR-Y6):	420
Number of places available in reception class:	60
School start and finish times:	8.55am - 3.15pm
Accessibility:	Wheelchair access, lift, accessible toilets
DfE Code:	206/2596
Admissions criteria:	click here
Last pupil admitted under distance criterion in Sept 2019:	0.364 miles

[Click here to calculate your home to school distance](#)

For more information

Website: www.thornhill.islington.sch.uk

Contact name for admission enquiries: Burcu Melemez or Jodie Smith

Email: admissions@thornhill.islington.sch.uk

Tel: 020 7607 4162

Does the school have two-year-old provision?	No
Does the school have a nursery class?	Yes
Does the school have a breakfast club?	Yes (8.00am - 8.55am)
Does the school have any after-school childcare?	Yes (3.15pm – 6.00pm)
Does the school have a uniform?	Yes
Visiting dates: Tours available on a weekly basis. Please contact school office to book	

Tufnell Park Primary School

Fact file

Head Teacher: Martin Scarborough

Address: Carleton Road, N7 0HJ

Map: [click here](#)

Bus routes: 4, 29, 253, 390, 393

Nearest stations: Tufnell Park, Caledonian Road or Kentish Town (Overground)



Type of School:	Mixed Community
Age range:	3 -11 years
Total number of places available at the school (YR-Y6):	405
Number of places available in reception class:	90
School start and finish times:	8.55am - 3.30pm
Accessibility:	Fully accessible
DfE Code:	206/2803
Admissions criteria:	click here
Last pupil admitted under distance criterion in Sept 2019:	Does not apply
Click here to calculate your home to school distance	

For more information

Website: www.tufnellpark.islington.sch.uk

Contact name for admission enquiries: Andrea Sugrue, Admin Officer

Email: admin@tufnellpark.islington.sch.uk

Tel: 020 7607 4852

Does the school have two-year-old provision?	Yes
Does the school have a nursery class?	Yes
Does the school have a breakfast club?	Yes
Does the school have any after-school childcare?	Yes - Hilldrop Play Project
Does the school have a uniform?	Yes
Visiting dates:	Autumn term: every Friday morning Please call the school to book a place

Vittoria Primary School

Fact file

Head Teacher: Denise McCarney

Address: Half Moon Crescent, N1 0TJ

Map: [click here](#)

Bus routes: 4, 17, 19, 30, 38, 43, 73, 91, 153, 390, 476

Nearest stations: King's Cross, Caledonian Road or Angel



Type of School:	Mixed Community
Age range:	2-11 years
Total number of places available at the school (YR-Y6):	210
Number of places available in reception class:	30
School start and finish times:	9.00am - 3.20pm
Accessibility:	Wheelchair access, lift, accessible toilets
DfE Code:	206/2624
Admissions criteria:	click here
Last pupil admitted under distance criterion in Sept 2019:	Does not apply
Click here to calculate your home to school distance	

For more information

Website: www.vittoria.islington.sch.uk

Contact name for admission enquiries: Maureen Finucane

Email: admin@vittoria.islington.sch.uk

Tel: 020 7837 6063

Does the school have two-year-old provision?	Yes
Does the school have a nursery class?	Yes
Does the school have a breakfast club?	Yes
Does the school have any after-school childcare?	Yes
Does the school have a uniform?	Yes
Visiting dates:	10 October (morning); 14 November (afternoon); 12 December (morning); 9 January (afternoon)

Whitehall Park School

Fact file

Head Teacher: Laura Birkett

Address: 106 Hornsey Lane, N6 5EP

Map: [click here](#)

Bus routes: 41, 271, W5

Nearest stations: Archway Station, Highgate Station or Crouch Hill Station (Overground)



Type of School:	Mixed Free School
Age range:	4 -11 years
Total number of places available at the school (YR-Y6):	420
Number of places available in reception class:	60
School start and finish times:	8.55am - 3.30pm
Accessibility:	Fully accessible building
DfE Code:	206/2000
Admissions criteria:	click here
Last pupil admitted under distance criterion in Sept 2019:	0.764 miles
Click here to calculate your home to school distance	

For more information

Website: www.whitehallparkschool.co.uk

Contact name for admission enquiries: Clair Inouye

Email: office@whitehallparkschool.org.uk

Tel: 020 7561 0113

Does the school have two-year-old provision?	No
Does the school have a nursery class?	No
Does the school have a breakfast club?	Yes - from 7.45am every day
Does the school have any after-school childcare?	Yes - from 3.30pm every day
Does the school have a uniform?	Yes
Visiting dates:	School tours: 10 and 31 Oct, 14 and 28 Nov, 12 Dec, 9 Jan from 9.30am-10.30am; 3 Oct and 7 Nov from 1.00pm-2.00pm. Open evening: 21 November from 6.00pm-7.00pm

William Tyndale Primary School

Fact file

Head Teacher: Tanya Watson

Address: Upper Street, N1 2GG

Map: [click here](#)

Bus routes: 4, 19, 30, 43

Nearest station: Highbury and Islington



Type of School:	Mixed Academy
Age range:	3-11 years
Total number of places available at the school (YR-Y6):	420
Number of places available in reception class:	60
School start and finish times:	8.55am - 3.30pm
Accessibility: Fully accessible (wheelchair access and accessible toilets on every floor, lift and ramps)	
DfE Code:	206/2643
Admissions criteria:	click here
Supplementary Information Form: 15 priority places available for children eligible for Free School Meals registration Please click here if you think you are eligible.	
Last pupil admitted under distance criterion in Sept 2019:	0.157 miles
Click here to calculate your home to school distance	

For more information

Website: www.williamtyndale-islington.co.uk

Contact name for admission enquiries: Penny El-Nemer

Email: admin@williamtyndale.islington.sch.uk

Tel: 020 7226 6803

Does the school have two-year-old provision?	No
Does the school have a nursery class?	Yes
Does the school have a breakfast club?	Yes
Does the school have any after-school childcare?	Yes
Does the school have a uniform?	No
Visiting dates:	For visiting dates please contact the school

Winton Primary School

Fact file

Executive Head Teacher:

Nathalie Parker

Head of School: Claire Brown

Address: Killick Street, N1 9AZ

Map: [click here](#)

Bus routes: 17, 19, 30, 73, 91, 214, 259, 476

Nearest stations: King's Cross or Caledonian Road



Type of School:	Mixed Community
Age range:	2 -11 years
Total number of places available at the school (YR-Y6):	270
Number of places available in reception class:	30
School start and finish times:	8.55am - 3.30pm
Accessibility:	Accessible toilets, lift in sports hall
DfE Code:	206/2646
Admissions criteria:	click here
Last pupil admitted under distance criterion in Sept 2019:	0.421 miles
Click here to calculate your home to school distance	

For more information

Website: www.wintonprimaryschool.com

Contact name for admission enquiries: Chrissy Hector

Email: office@winton.islington.sch.uk

Tel: 020 7837 6096

Does the school have two-year-old provision?	Yes
Does the school have a nursery class?	Yes
Does the school have a breakfast club?	Yes
Does the school have any after-school childcare?	A 'walking bus' to a nearby play-centre
Does the school have a uniform?	Yes
Visiting dates:	Reception Open Day: check the school website In-year admission appointment. Contact the school office

Yerbury Primary School

Fact file

Head Teacher: Miss Cassie Moss

Address: Foxham Road, N19 4RR

Map: [click here](#)

Bus routes: 4, 43, 271

Nearest stations: Upper Holloway, Tufnell Park or Archway



Type of School:	Mixed Community
Age range:	3-11 years
Total number of places available at the school (YR-Y6):	420
Number of places available in reception class:	60
School start and finish times:	9.10am - 3.30pm
Accessibility:	Wheelchair access to main reception, accessible toilets
DfE Code:	206/2666
Admissions criteria:	click here
Last pupil admitted under distance criterion in Sept 2019:	0.284 miles
Click here to calculate your home to school distance	

For more information


Website: www.yerbury.islington.sch.uk

Contact name for admission enquiries: Lorraine O'Keefe

Email: admin@yerbury.islington.sch.uk

Tel: 020 7272 6580

Does the school have two-year-old provision?	No
Does the school have a nursery class?	Yes
Does the school have a breakfast club?	Yes
Does the school have any after-school childcare?	Yes (Highbury Roundhouse)
Does the school have a uniform?	No
Visiting dates:	Please call the school office to book an appointment or email admin@yerbury.islington.sch.uk




Section 5: Useful information and contacts

FIS, Bright Start and Free School Meals

Family Information Service

Islington (FIS) gives free, impartial information, advice and guidance about services for children, young people and families in Islington. You can use the FIS to find services which will help you in your family life, including childcare, free early learning, employment and benefits advice, support for disabled children and fun things to do in Islington.

 020 7527 5959

 fis@islington.gov.uk

 www.islington.gov.uk/fis

The Right Start with Bright Start!

Bright Start Islington provides services for families with children under five years of age. Bright Start Islington can help with you with free or low cost childcare, early education, health visiting, stay and plays, family support, employment and training.

Where can I find Bright Start Islington? You can access some services such as health visiting and family support in your home. Other Bright Start services and activities are available across the borough in

children's centres, health centres, libraries and community centres. To find out more visit www.islington.gov.uk/brightstart or contact the Family Information Service (E. fis@islington.gov.uk or T. 020 7527 5959). Alternatively, speak to staff in any of our children's centres.

Free School Meals

Islington was one of the first local authorities in England to fund universal Free School Meals for all nursery and primary school children in the borough aged three and above.

To take advantage of this scheme you will need to complete the online Free School Meals registration form, available [here](#).

For every child who meets the National Free School Meals criteria the school will receive an additional £1,320. This helps schools to provide valuable support such as extra tuition, learning assistants and after-school clubs.

Find out more by calling 020 7527 5483/3196 or email FreeSchoolMeals@islington.gov.uk

Additional educational needs

Our primary schools welcome and provide for all children. Whatever your child's needs they will be able to fully participate in school life.

We believe that all children are entitled to a rich and diverse curriculum that is tailored to meet each child's individual needs.

For Islington's more able children, our schools offer a varied programme of activities and challenges to develop their aptitudes, skills and abilities.

For those with special educational needs, schools encourage and support children to become confident learners and celebrate their achievements as valued members of the school community.

For children with English as an additional language, schools ensure that their language development needs are met with high quality language-rich classroom practice, effective induction systems and targeted interventions. This work is supported by trained specialist teachers, teaching assistants and bilingual parent support assistants.

The best way to find out if a particular school would suit your child is to visit the school and see for yourself. Why not book onto an open day or tour of the school? Details are included in the fact file for each school.

Please see [Islington's SEND Local Offer](#) for more information.



Attendance matters: every day counts!

Good attendance and punctuality provide the best chance for your child to achieve success. The evidence speaks for itself:

Attendance	Learning missed	Predicted impact on outcomes
95%	45 hours OR 9 days OR 1 week and 4 days	77% achieve 5+ GCSEs
85%	140 hours OR 28 days OR 5 weeks and 3 days	32% achieve 5+ GCSE

Did you know that being 10 minutes late, every day adds up to 32 hours of lost learning a year, that's the equivalent of 6 days and 2 hours!

Every day really does count.

A borough-wide approach

Islington's 'community of schools' is committed to securing good attendance and punctuality for your child. This means that term-time holidays will not be authorised (unless there are exceptional circumstances), and every absence will be followed up with you. Schools will work with you to improve your child's attendance, but ultimately the legal duty to secure regular school attendance sits with parents. In some cases, where attendance fails to improve, this may result in penalty notices (fines) or prosecution.



Transport

Sustainable travel

Islington Council is working with schools to promote safer, healthier and more environmentally friendly ways to travel. Our aims are to:

- make cycling and walking safer and more attractive
- increase the number of school pupils using local bus services
- reduce traffic congestion around schools
- develop partnerships with schools, their communities and other organisations
- promote the development of school travel plans
- promote safety through education and training
- promote the health benefits of walking and cycling
- promote sustainable travel choices by ensuring any new schools are accessible by walking, cycling and public transport.

The main way we do this is through the creation of school travel plans. A school travel plan will look at the journeys pupils make to get to, and home from, school and why they make certain travel and transport choices. With this information we can work with schools to find practical solutions to encourage safe, healthy and environmentally-friendly travel choices.

Transport for London (TfL) issues free bus passes for 5-10 year olds, although there is an administration charge of £10 for first time applicants. [Find out more here.](#)

For more information on school travel plans, please email schooltravelplans@islington.gov.uk or call 020 7527 2513.

Getting to school

Islington has a great network of bus, tube and rail links making it easy to get to any of Islington's schools. Find out more on the [TfL website](#).

Glossary

Academies

Academies are independently managed, all-ability schools. The governing body sets its own admissions criteria, in line with the statutes laid down in the School Admissions Code.

Admission Authority

The body responsible for deciding the admission criteria and for allocating school places. In the case of community schools, this is the local authority and in the case of voluntary aided schools, Free Schools and Academies it is the school's governing body.

Children looked after/Previously looked after

Children who are in the care of local authorities (councils) as defined by section 22 of the Children Act 1989. In relation to school admissions' legislation a child is considered to be a 'looked after child' if the local authority confirms he or she will be in public care when

they are admitted to a school.

This criterion also applies to children who have been adopted (or subject to a child arrangements order or special guardianship order) immediately following having been looked after.

Community schools

Community schools are run by the local authority which employs the staff and owns the land and buildings. Islington Council sets the admissions criteria for community schools.

Compulsory school age

A child reaches compulsory school age on the prescribed day following their fifth birthday. The prescribed days are 31 December, 31 March and 31 August

Cut-off distance

The last pupil admitted under the distance criterion. Maps are available here www.islington.gov.uk/admissionsDistance

Distances for Islington's community schools will be measured in a straight line (as the crow flies) from the home address to the midpoint of the school grounds, using the local authority's computerised measuring system. Those living closer to the school will receive higher priority.

Free schools

Free schools are independently managed, all-ability schools funded by the government. They are run on a not-for-profit basis and can be set up by charities, universities, independent schools, community and faith groups, teachers, parents and businesses. Free schools can change the length of school terms and the school day and do not need to follow the national curriculum.

Foundation schools

Foundation schools are run by their own governing body, which employs the staff and sets the admissions criteria. Land and buildings are

usually owned by the governing body or a charitable foundation.

Home local authority

A child's home local authority (local council) is the local authority where they live, i.e. the council you pay your council tax to.

PAN (Published Admission Number)

The number of school places that the admission authority must offer in each relevant age group.

Parents and family members

A parent is any person who has parental responsibility or care of the child. Where admission arrangements refer to parent's attendance at church, it is sufficient for just one parent to attend. Family members include single parents and siblings.

Private fostering

Private fostering is when a child under the age of 16 (under 18 if

disabled) is cared for by someone who is not their parent or a 'close relative'. This is a private arrangement made between a parent and a carer, for 28 days or more. Close relatives are defined as step-parents, grandparents, brothers, sisters, uncles or aunts. **Private foster carers have a duty to inform their home local authority of such arrangements. This must also be declared on the admissions application form. Please see the back page of this brochure for more information.**

Sibling

Sibling refers to a brother or sister, half-brother or sister, adopted brother or sister, step-brother or sister, or the child of the parent or carer's partner, living in the same family at the same address.

Education, Health and Care Plan (EHCP)

These are legal documents issued by the local authority detailing the

particular needs, resources and provision required to support the child, and can include a named school that is suitable for providing education for that child. EHCPs will continue into further education and training, and for some young people, in order to complete a course or qualification, up to the age of 25.

Summer born

The term summer born is used to refer to children born from 1 April to 31 August. These children are not required to start school until a full school year after the point at which they could first have been admitted.

Supplementary Information Form (SIF)

All parents who list their preferred schools on the local authority's online admission application are regarded as having made a valid application.

A supplementary information form may also be required for applicants

considered under the criteria of faith schools, for boarding school and for selective schools. Please check the school's fact file for details.

Trust schools

A Trust school is a type of foundation school which forms a charitable trust with an outside partner. For example, a business or educational charity aiming to raise standards and explore new ways of working.

Voluntary-aided schools (VA)

Voluntary-aided schools are mainly religious or 'faith' schools, although anyone can apply for a place. As with foundation schools, the governing body employs the staff and sets the admissions criteria.

School buildings and land are normally owned by a charitable foundation, often a religious organisation. The governing body contributes to building and maintenance costs.

Key information

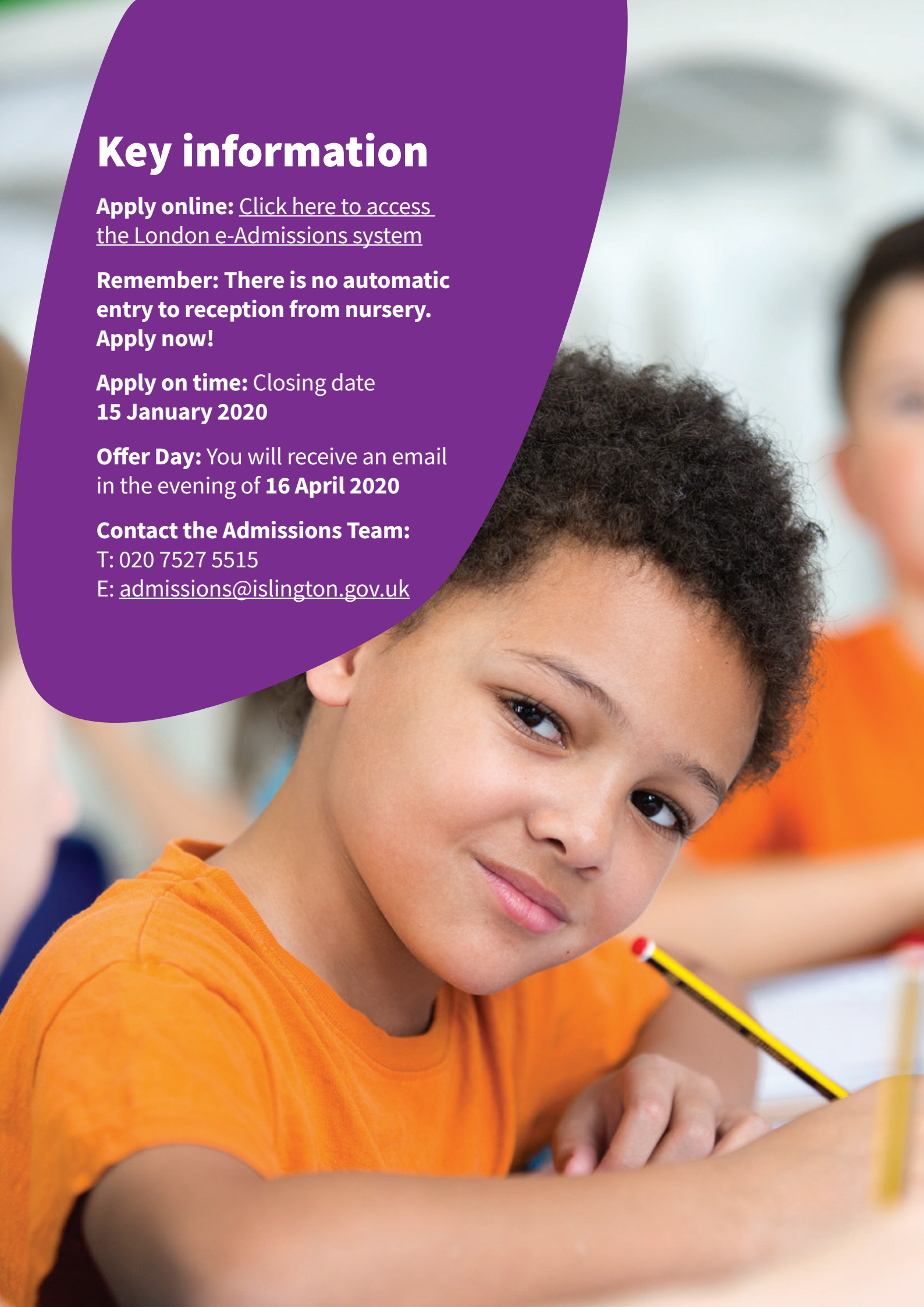
Apply online: [Click here to access the London e-Admissions system](#)

Remember: There is no automatic entry to reception from nursery. Apply now!

Apply on time: Closing date
15 January 2020

Offer Day: You will receive an email in the evening of **16 April 2020**

Contact the Admissions Team:
T: 020 7527 5515
E: admissions@islington.gov.uk



Do you know someone who is under 16 and not living at home?



“My mother recently had an operation so I’m going to be staying with family friends for the next 3 months”



“Things got really bad at home, I would argue with my parents all the time. Now I live with my friend and her parents”



“I came to the UK on holiday but ended up living with my cousins. I’ve been in the UK for over 5 years now”

If you know a child in this situation or would like more information please call the Islington Children’s Services Contact Team on **020 7527 7400** or **csctreferrals@islington.gov.uk**



ISLINGTON