

COVID-19 in Islington

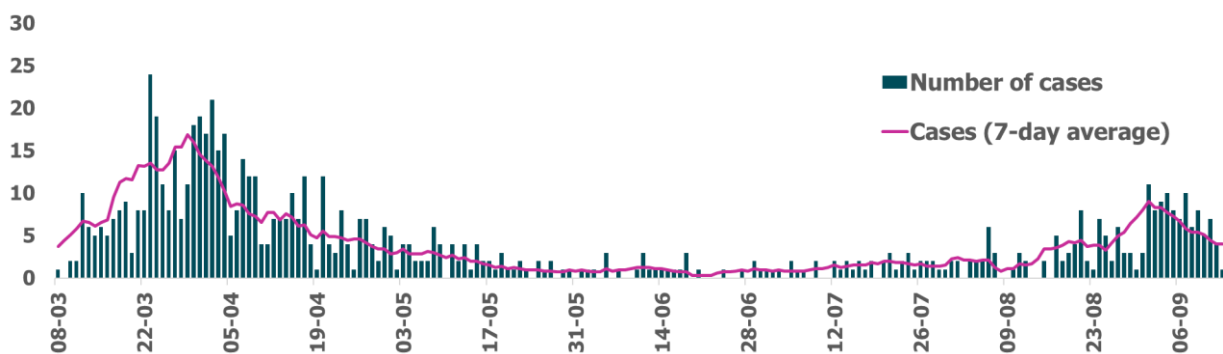
Last week (7 September – 13 September)

Deaths 0

New cases per day average 6


Cases

Number of daily cases in Islington, 8 March to 13 September 2020




Islington has had a total of **762** confirmed cases, **1.7%** of London's total.




Weekly incidence rate = 17.1 per 100,000

 This is lower than London's rate at 24.3 per 100,000. An incident rate of under 25 per 100,000 is considered stable and is rated green.

2.3% of tests are positive

 For every 100 tests taken only 2 on average are coming back positive. A weekly percentage under 4% is considered low and rated green.

These indicators are RAG (red-amber-green) rated to indicate whether they are good or bad.

Green  Amber  Red 

London's R number = 1.1 to 1.3



An R number between 1.1 and 1.3 means that on average every 10 people infected will infect between 11 and 13 other people. If the R value is above 1 the pandemic is growing, if it is below 1 the pandemic is shrinking.

This infographic has been created by Camden and Islington's Public Health Intelligence Team, contact PHASS@Islington.gov.uk for more information.